Supporto per astina



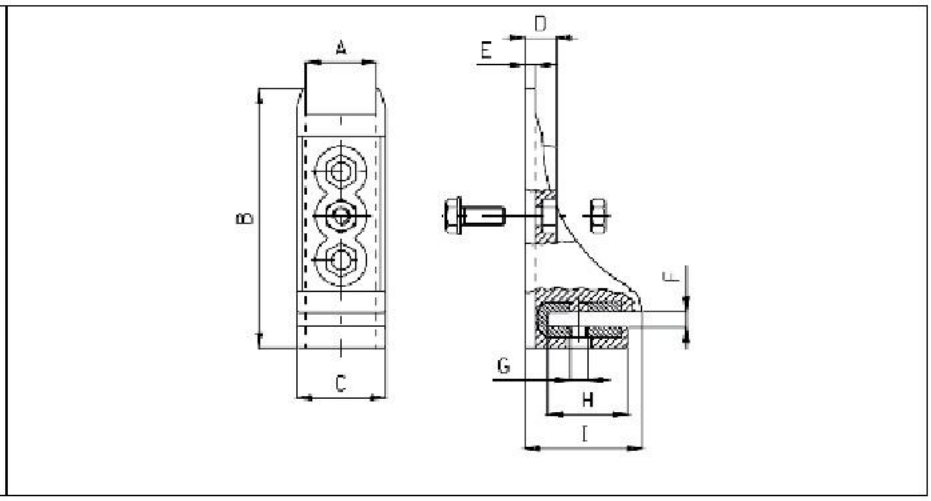

Common Features

A mm	B mm	C mm	D mm	E mm	F mm	G mm	H mm	I mm
40	146,3	50,1	17,6	6	7,8	M10	44,9	66,2

Products List

Product ID	Description
020001010C1	SUPPORTO PER ASTINA (pack 50)

Supporto astina tipo corto



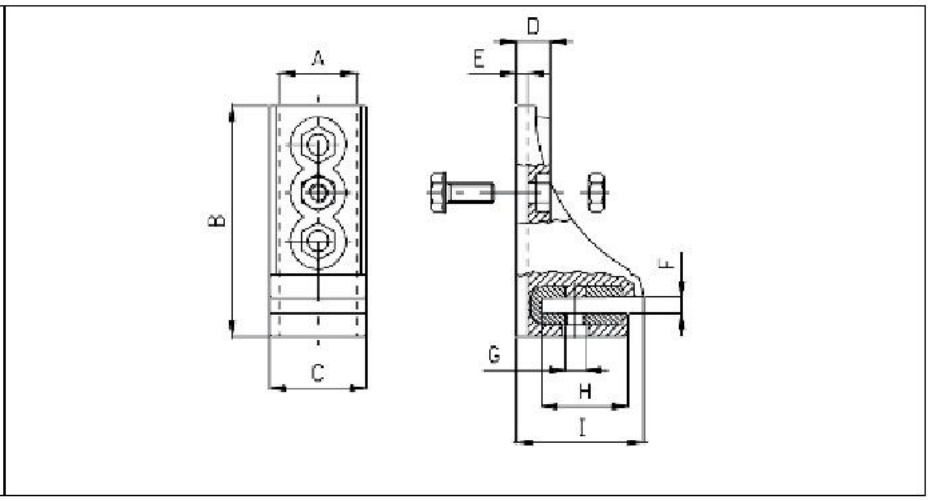

Common Features

A mm	B mm	C mm	D mm	E mm	F mm	G mm	H mm	I mm
40,2	119,7	50,1	17,6	6	7,8	M10	44,9	66,2

Products List

Product ID	Description
020001010/AC1	SUPPORTO x ASTINA TIPO CORTO (pack 50)

Supporto universale per astina

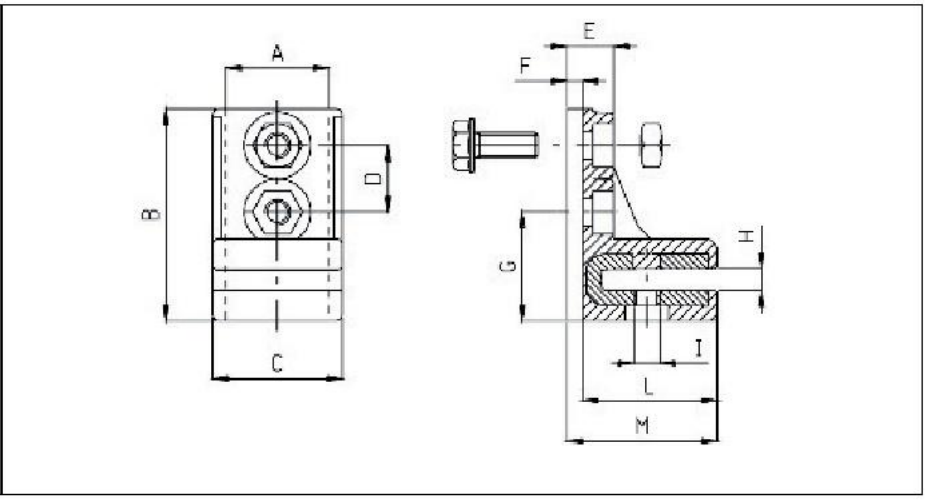

Common Features

A mm	B mm	C mm	D mm	E mm	F mm	G mm	H mm	I mm	L mm	M mm
40,2	82,5	50,3	20,5	18	6	42,3	8,5	M10	45	58,5

Products List

Product ID	Description
020001030C1	SUPPORTO UNIVERSALE PER ASTINA (pack 50)

Supporto 50-120 x profilo 45

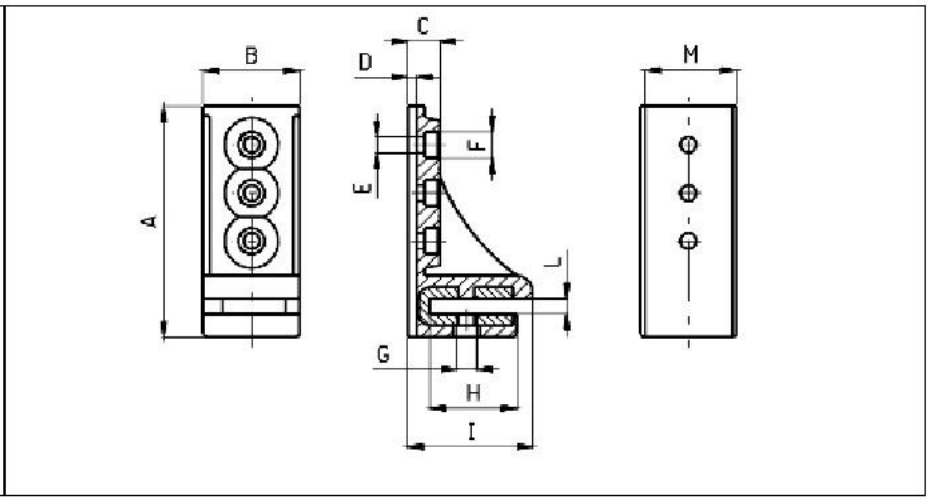

Common Features

A mm	B mm	C mm	D mm	E mm	F mm	G mm	H mm	I mm	L mm	M mm	Peso gr
120	50	17,5	6	8,5	13,5	M10	45	66	8	45	245

Products List

Product ID	Description
101964	SUPPORTO 50-120 x PROFILO 45

Supporto 50-72 per Asta

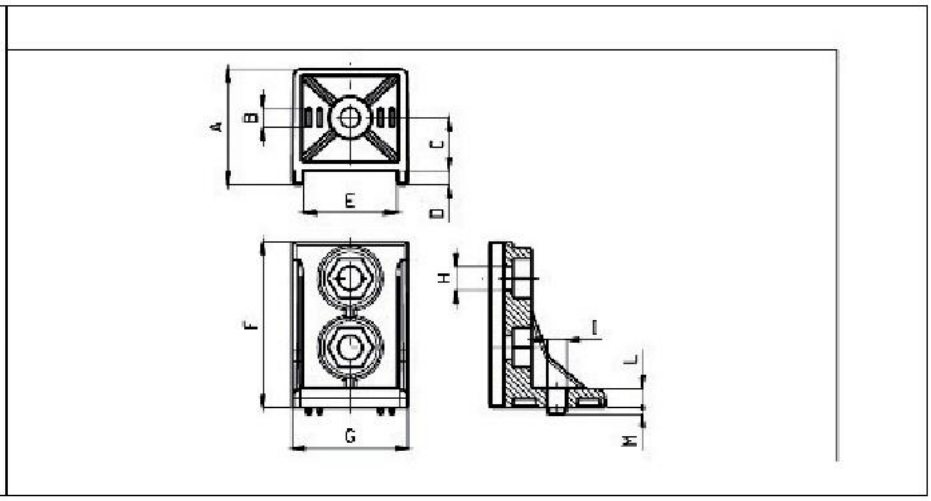

Materiale: polipropilene con fibra vetro.Colore fornito: arancio.

Common Features

A mm	B mm	C mm	D mm	E mm	F mm	G mm	Ø H mm	Ø I mm	L mm	M mm
50	8	23	6	40,3	72	50	10,5	8,5	8	3

Products List

Product ID	Description
102140/N	SUPPORTO 50-72 PER ASTA

Supporto disassato

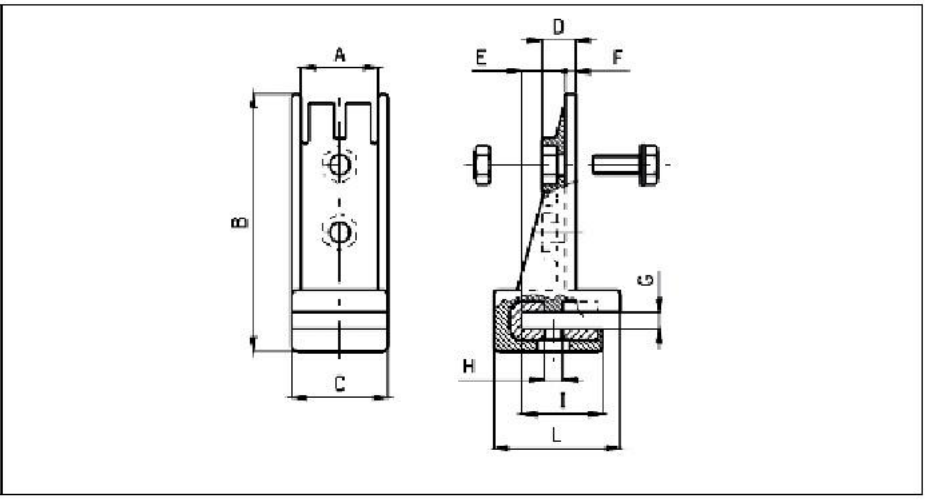

Common Features

A mm	B mm	C mm	D mm	E mm	F mm	G mm	H mm	I mm	L mm
40	134	50,5	17,3	24	5,5	7,5	M10	43,8	61

Products List

Product ID	Description
020001010/C	SUPPORTO DISASSATO

Supplemento supporto



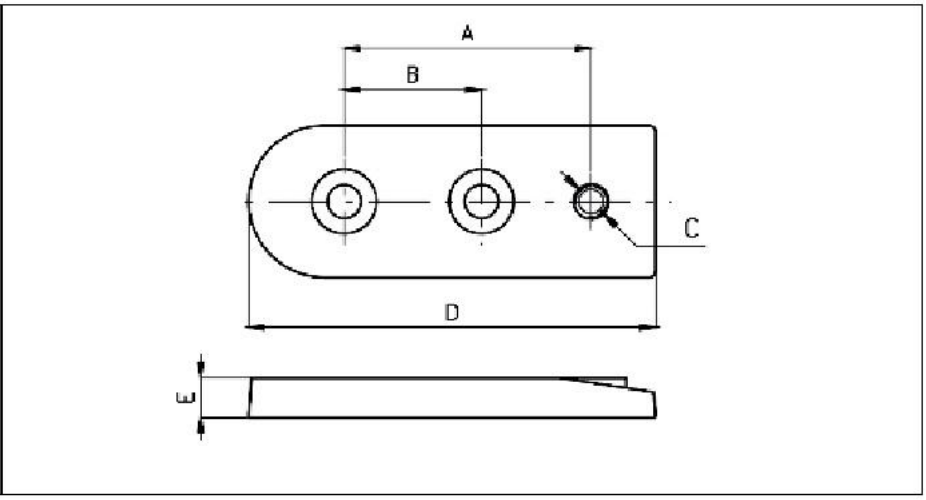

Il supplemento supporto permette un aumento dell'interasse, disponibile normalmente con il supporto registrabile, portandolo a 80 mm.

Common Features

A mm	B mm	C mm	D mm	E mm
80	44,5	M10	132	13

Products List

Product ID	Description
020001008/C	SUPPLEMENTO SUPPORTO

Supporto registrabile in 3 pezzi completo

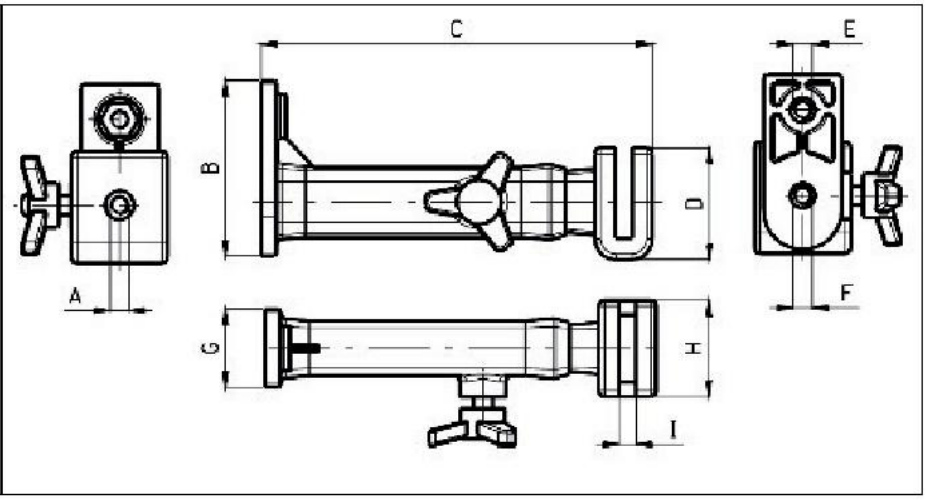

Common Features

A mm	B mm	C mm	D mm	E mm	F mm	G mm	H mm	I mm	Peso gr
M10	91	203	58	M10	M10	40,5	50	9	361

Products List

Product ID	Description
020025001C0	SUPPORTO REGISTRABILE 3 pz 90-2M10 (pack50)

Supporto registrabile in tre pezzi tipo corto

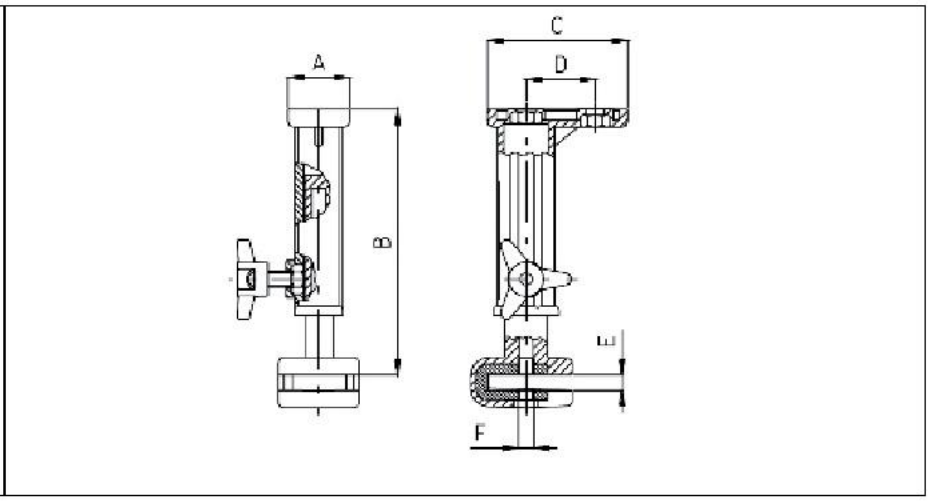

Common Features

A mm	B mm	B mm	C mm	D mm	E mm	F mm
40	-146,233	146-233	91	44,8	8,7	M10

Products List

Product ID	Description
020001008/AC0	SUPPORTO REGISTRABILE IN 3 pz TIPO CORTO (pack50)

Supporto registrabile con asta "L" 120-3M10

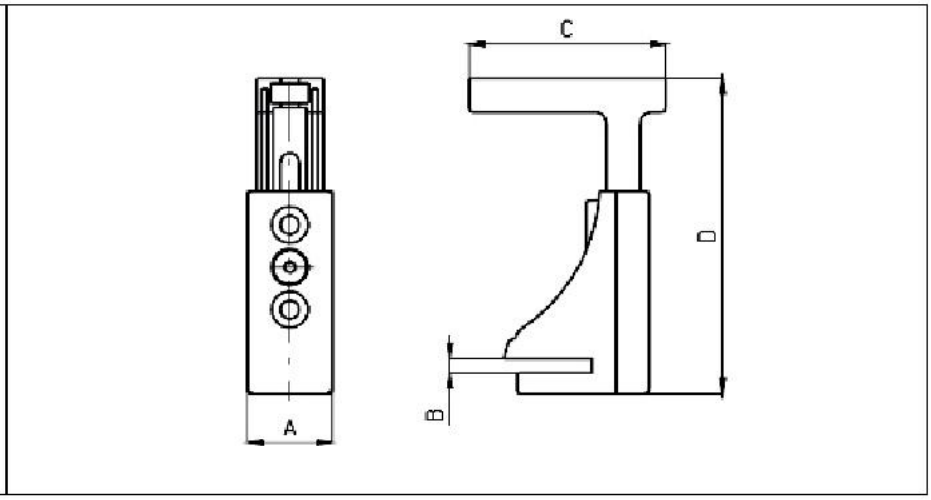

Common Features

A mm	B mm	C mm	D mm	Peso gr
50	10	116	186	494

Products List

Product ID	Description
020019001C0	SUPPORTO REGISTRABILE CON ASTA "L" 120-3 M10

Supporto zampina quadra

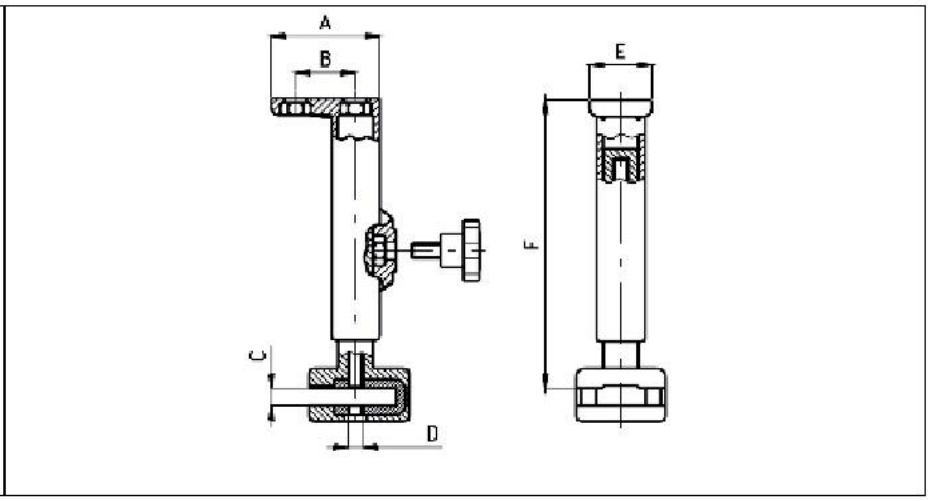

Common Features

A mm	B mm	C mm	D mm	E mm	F mm
70,5	38,8	7,5	M10	40,5	172-250

Products List

Product ID	Description
020001009C0	ZAMPINA QUADRA (pack50)

Blocchetto per zampina quadra



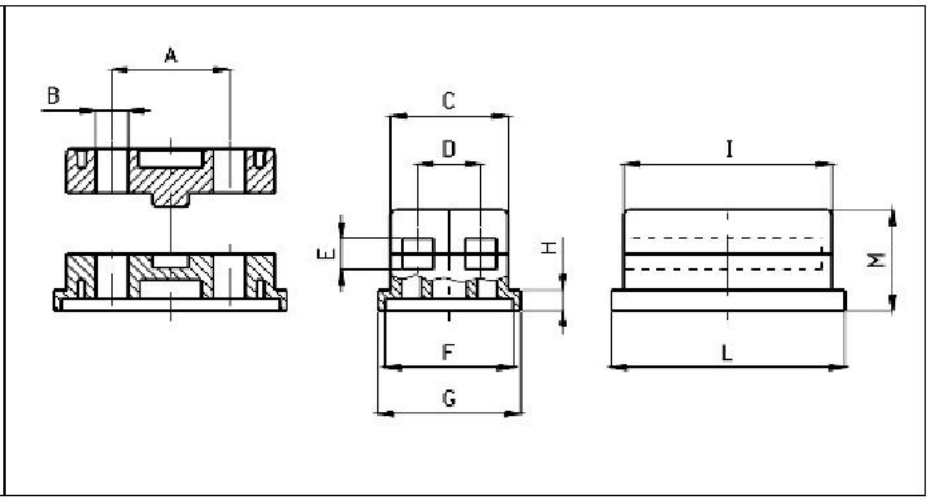

Il supporto zampina quadra completo viene fornito montato su richiesta.

Common Features

A mm	Ø B mm	C mm	D mm	E mm	F mm	G mm	I mm	L mm	M mm
38	10,3	38,1	20,4	10,1	41,5	56,2	64	75,5	32,8

Products List

Product ID	Description
020001031	BLOCCHETTO PER ZAMPINA QUADRA

Supporto completo con asta e prolunga

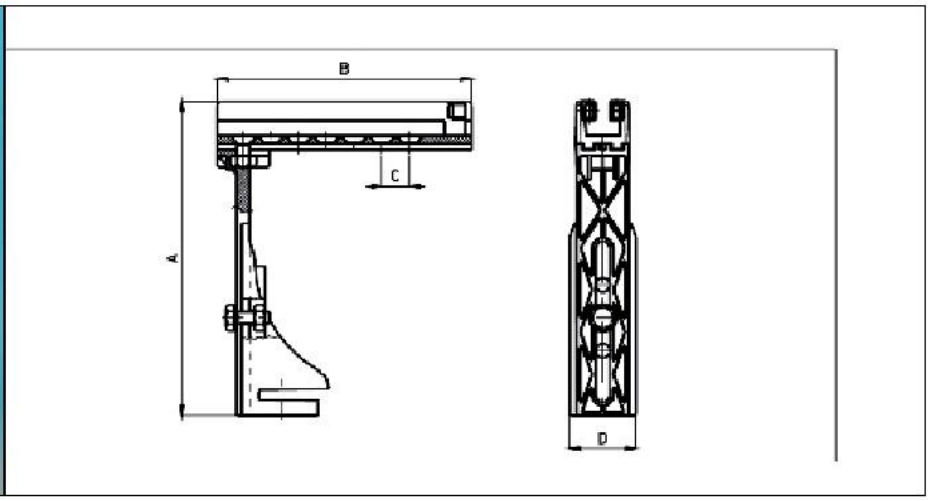

Common Features

Products List

Product ID	Description	A mm	B mm	C mm	D mm
160007001	SUPPORTO CON ASTA E PROLUNGA 193	50	193	21	239

Astina Portaquadretto completa

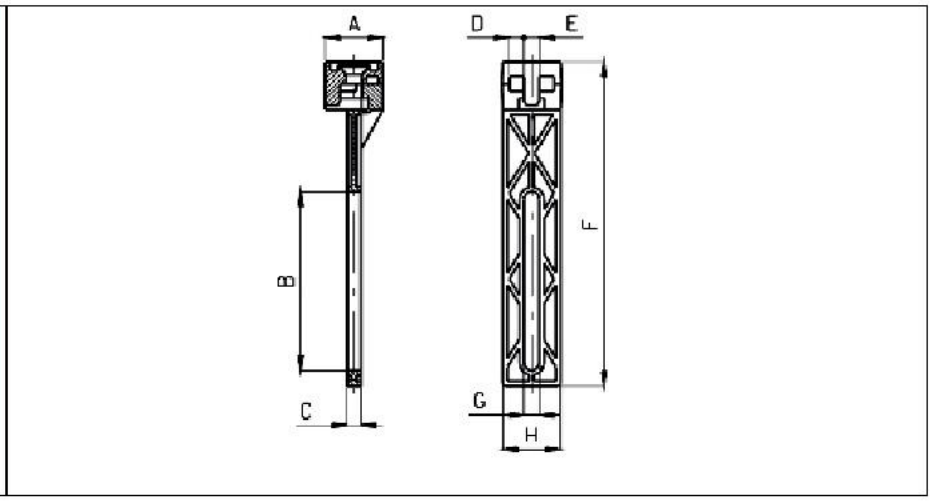

Codice 020002001: Astina porta quadretto completa standard con sede per vite a testa svasata per quadretto 10x10. Codice 020002008: Astina porta quadretto completa con sede per vite a testa svasata per quadretto 10x12 (altezza=222,5 mm). Codice 020002010: Astina porta quadretto completa con sede per vite a testa esagonale per quadretto 10x10.

Common Features

A mm	B mm	C mm	E mm	G mm	H mm
40	122,5	9,8	10,4	10,5	39,6

Products List

Product ID	Description	D mm	F mm	Peso gr
020002001C1	ASTA PORTAQUADRETTO COMPLETA CON SEDE x VITE T/SVASATA PER QUADRETTO 10X10 (pack250)	10,3	222,3	-
020002008	ASTA PORTAQUADRETTO COMPLETA CON SEDE x VITE T/SVASATA PER QUADRETTO 10X12 (pack 500) - VERSIONE SPECIALE	12,1	222,3	84
020002010C0	ASTA PORTAQUADRETTO COMPLETA CON SEDE x VITE T/ESAGONALE PER QUADRETTO 10X10 (pack 100)	10,3	220,3	-
020002010C1	ASTA PORTAQUADRETTO COMPLETA CON SEDE x VITE T/ESAGONALE PER QUADRETTO 10X10 (pack250)	10,3	220,3	-

Astina Portaquadretto piccola

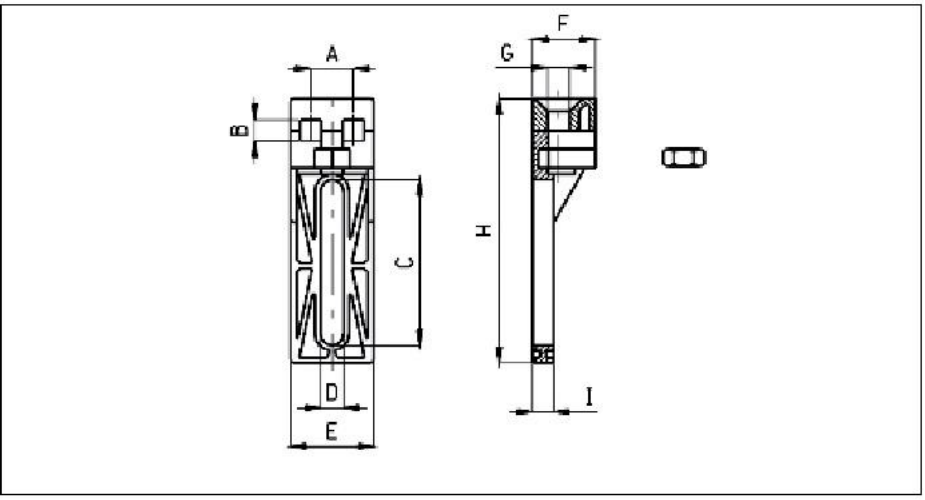

Common Features

A mm	B mm	C mm	D mm	E mm	F mm	G mm	H mm	I mm
20,5	10,3	79,5	11	40	30,2	10,5	127,2	10,1

Products List

Product ID	Description
020002007C0	ASTINA PORTA QUADRETTO PICCOLA (pack100)

Astina porta dado

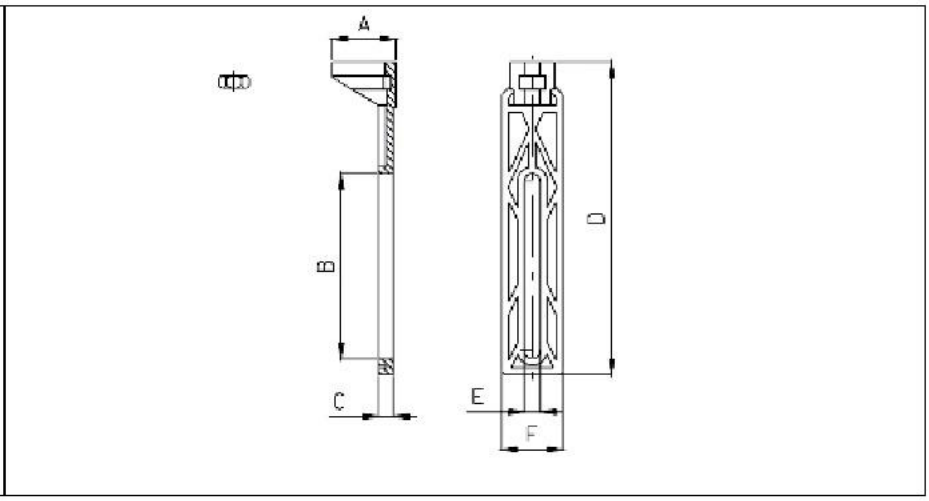

Common Features

B mm	C mm	E mm
120	9,8	10,4

Products List

Product ID	Description	A mm	D mm	F mm	Peso gr
020002003C0	ASTA PORTA DADO (pack100)	41,6	203,2	39,6	-
020002009	ASTA PORTA DADO 203-M10-57	57	203	41,7	76
020002009C0	ASTA PORTA DADO 203-M10-57 (pack100)	57	203	41,7	76

Astina a gola tonda

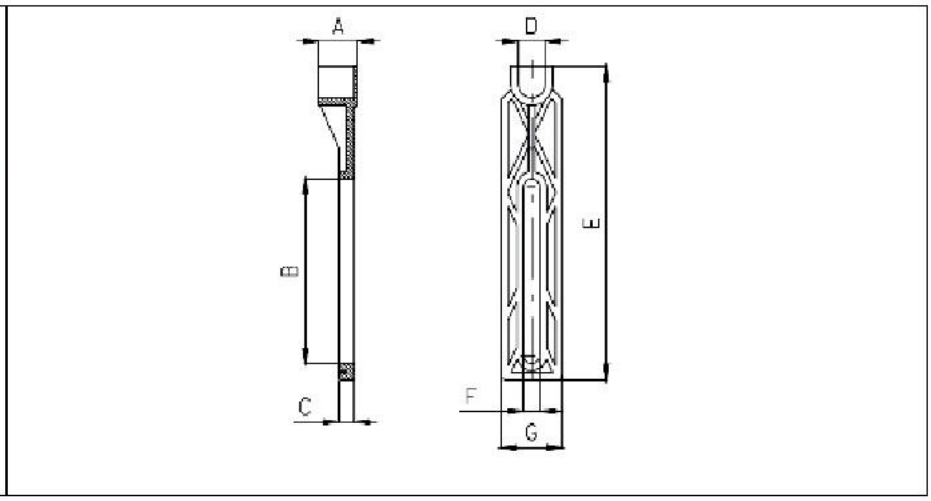

Common Features

A mm	B mm	C mm	D mm	E mm	F mm	G mm
25,1	120	9,8	17,3	203,6	10,5	39,6

Products List

Product ID	Description
020002002C0	ASTA A GOLA TONDA (pack100)

Quadretto Astina Piccola



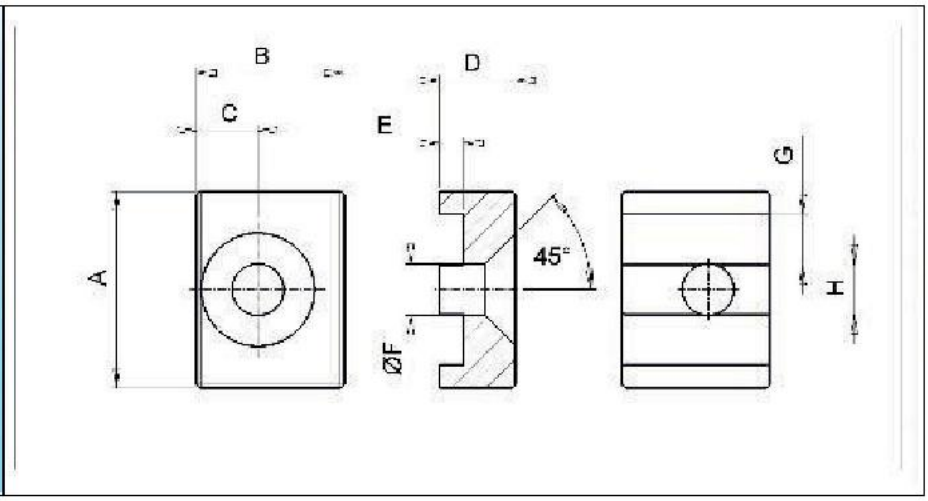

Common Features

Products List

Product ID	Description	A mm	B mm	C mm	D mm	E mm	ø F mm	G mm	H mm
101709	QUADRETTO ASTINA PICCOLA	40	30	12,5	15,5	5	10,5	10,2	10

Blocchetto per asole 10 mm



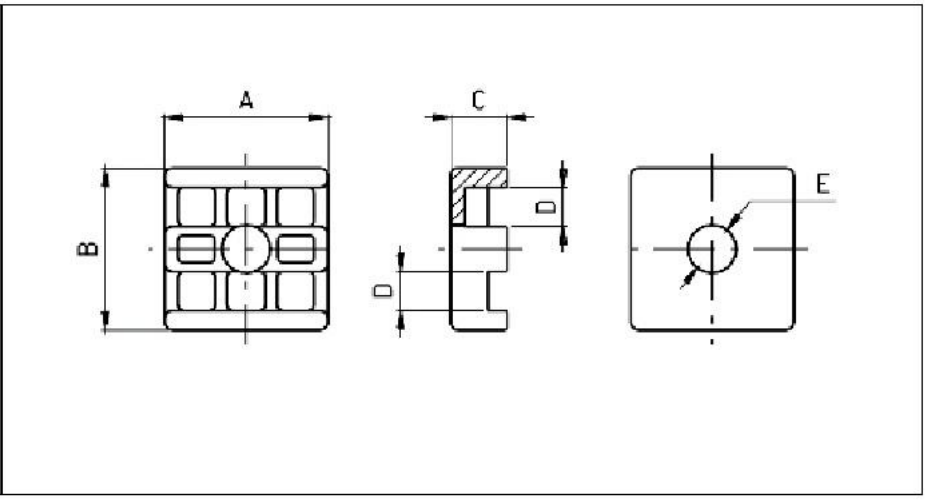

Common Features

A mm	C mm
42,3	14,5

Products List

Product ID	Description	B mm	ø E mm
020003001/A	BLOCCHETTO x ASOLE mm 10 FORO 12,5	42	12,5
020003003C0	BLOCCHETTO x ASOLE mm 10 FORO 10,5 (pack 500)	40	10,5
020003003C1	BLOCCHETTO x ASOLE mm 10 FORO 10,5 (pack 100)	40	10,5

Blocchetto per asole 12 mm



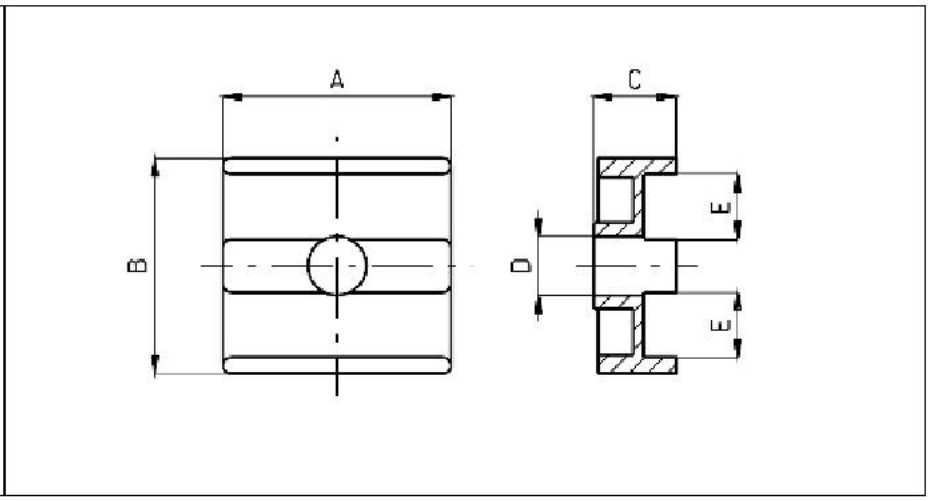

Common Features

Products List

Product ID	Description	A mm	B mm	C mm	ø D mm	E mm
020003001	BLOCCHETTO x ASOLE mm 12 FORO 10,5	42,3	40	15,3	10,9	12,1
020003004	BLOCCHETTO x ASOLE mm 12 FORO 12,5	42,5	42,5	14,7	12,1	12

Blocchetto per asole 15 mm



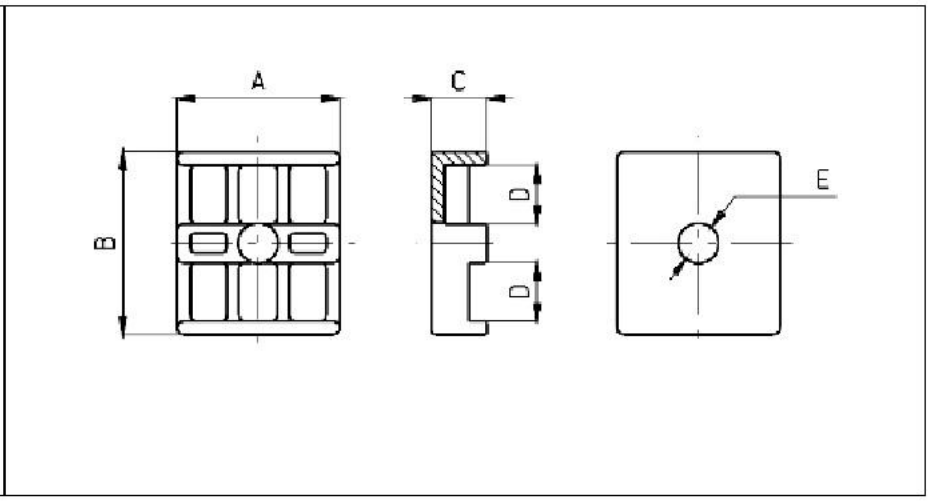

Common Features

A mm	B mm	C mm	D mm	ø E mm
42,3	47,5	14,5	15,2	10,5

Products List

Product ID	Description
020003002C0	BLOCCHETTO x ASOLE mm 15 FORO 10,5 (pack 500)
020003002C1	BLOCCHETTO x ASOLE mm 15 FORO 10,5 (pack 100)

Blocchetto per asole 10 mm sede es.17



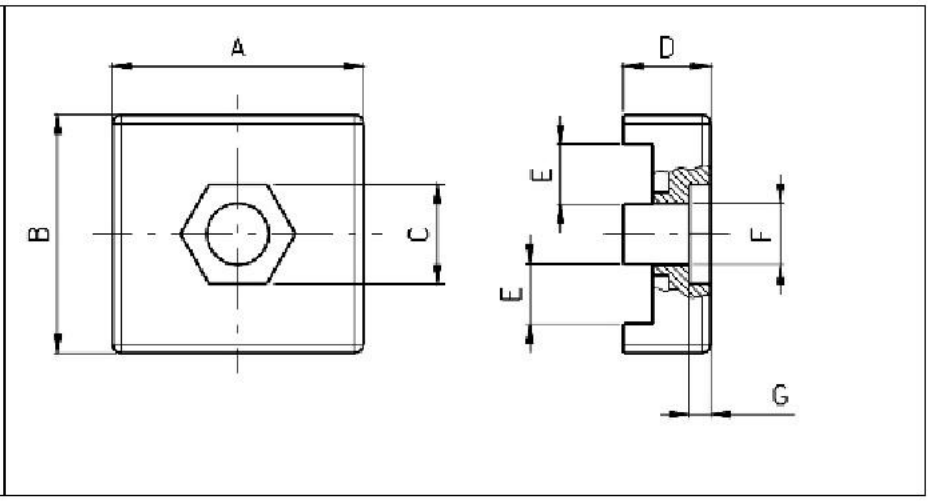

Materiale: ABS con fibra di vetro colorato arancione.Accoglie profili di sezione quadra e rettangolare con un lato di 10mm da inserire e bloccare nell'apposita sede, sfruttando la sede esagonale chiave 17 mm.

Common Features

A mm	B mm	C mm	D mm	E mm	F mm	G mm	Peso gr
42,3	40,3	17	14,7	10,1	10,4	3,6	16

Products List

Product ID	Description
020003006	BLOCCHETTO x ASOLE mm 10 SEDE ES.17
020003006C0	BLOCCHETTO x ASOLE mm 10 SEDE ES.17 (pack 500)
020003006C1	BLOCCHETTO x ASOLE mm 10 SEDE ES.17 (pack 100)

Blocchetto per asole 10 mm sede D.23

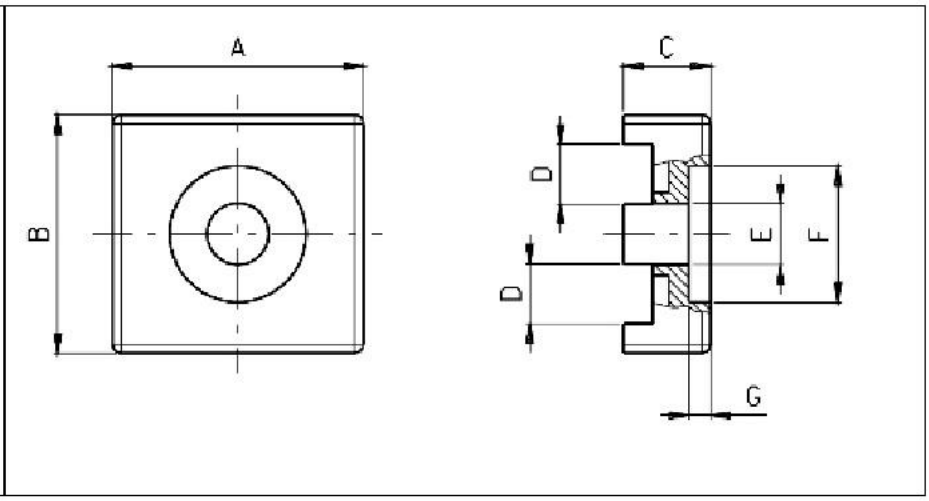

Materiale: ABS con fibra di vetro colorato arancione.Accoglie profili di sezione quadra e rettangolare con un lato di 10mm da inserire e bloccare nell'apposita sede, sfruttando la sede cilindrica di D.23.

Common Features

A mm	B mm	C mm	D mm	E mm	F mm	G mm	Peso gr
42,3	40,3	14,7	10,1	10,4	23	3,6	16

Products List

Product ID	Description
020003005	BLOCCHETTO x ASOLE mm 10 SEDE D.23
020003005C0	BLOCCHETTO x ASOLE mm 10 SEDE D.23 (pack 500)
020003005C1	BLOCCHETTO x ASOLE mm 10 SEDE D.23 (pack 100)

Blocchetto 40-40-10 per asta



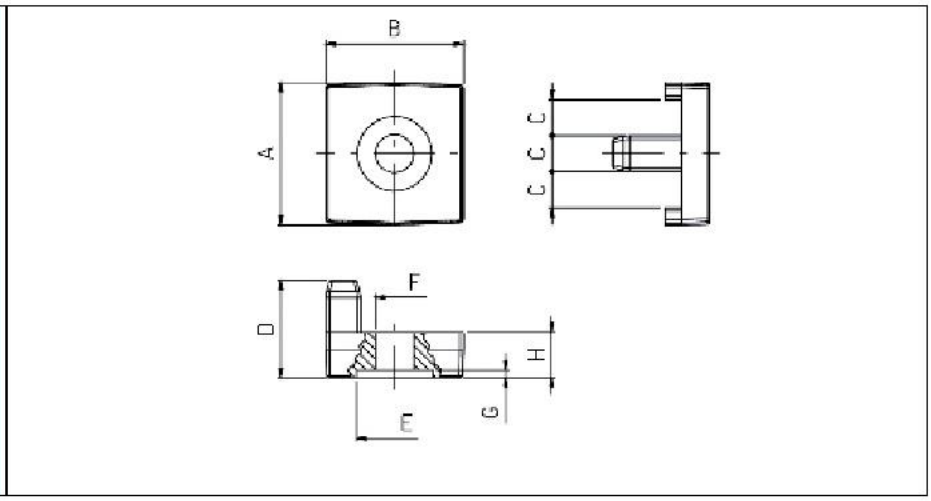

Common Features

A mm	B mm	C mm	D mm	E mm	F mm	G mm	H mm	Peso gr
41	39,6	10,4	28	21,9	11	2	13	14

Products List

Product ID	Description
020002001/B	BLOCCHETTO 40-40-10-TS10 x ASTINA
102061	BLOCCHETTO 40-40-10 (TE10) x ASTA

Prolunga "93" trafilato 10-15

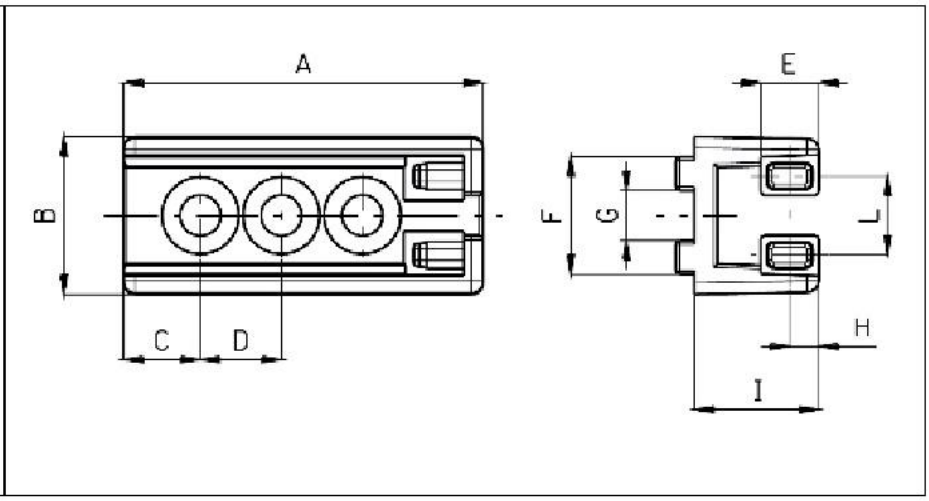

Materiale: ABS con fibra vetro.Si tratta di una prolunga destinata ai trafilati 10x15 spessore 1,5mm che si accoppiano per incastro.La sua funzione e` rendere disponibile una lunghezza di trafilati didi sostegno maggiore rispetto allo standard permesso dai supporti erelativi quadretti che normalmente s'impiegano.Si ottiene cioe` che, a parita` di telaio, possiamo installare di collegamento con lunghezza fino a circa 90 mm in piu` per lato.La prolunga e` dotata di fori atti ad accogliere la vite TSEI M10x20(NI 5233) necessaria al vincolo con il supporto registrabile, ad una sede compatibile.

Common Features

A mm	B mm	C mm	D mm	E mm	F mm	G mm	H mm	I mm	L mm	Peso gr
93	41	20	21	15	30,5	13	7,5	32	20,5	52

Products List

Product ID	Description
020011001	PROLUNGA 93 x TRAFILATO 10-15

Prolunga "193" trafilato 10-15

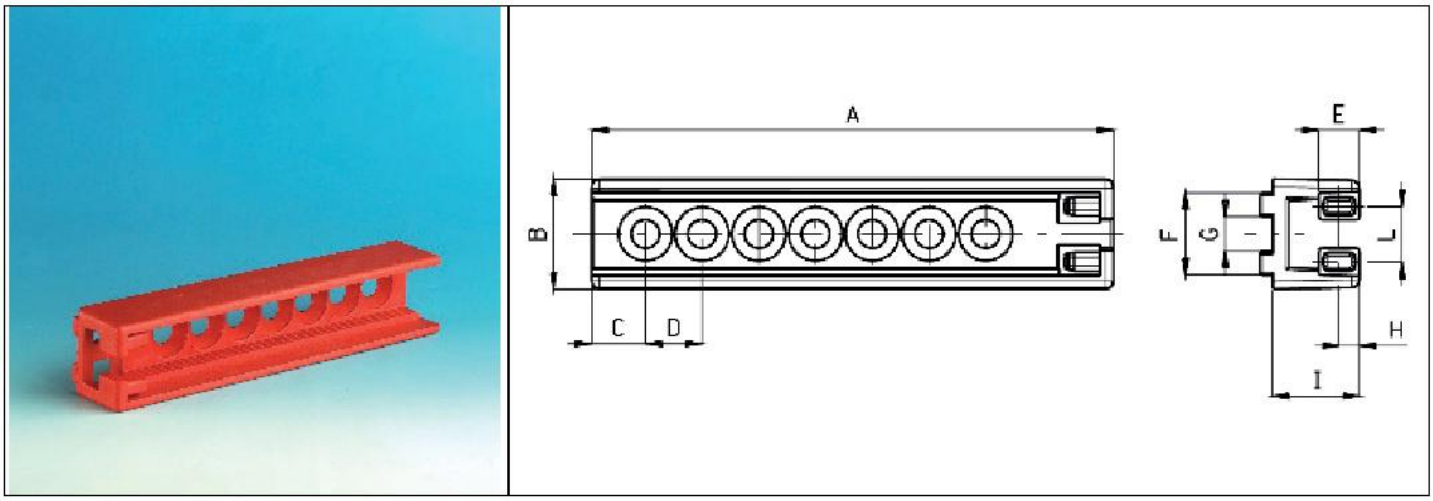

ABS con fibra vetro.Si tratta di una prolunga destinata ai trafilati 10x15 spessore 1,5mm che si accoppiano per incastro.La sua funzione e` rendere disponibile una lunghezza di trafilati disostegno maggiore rispetto allo standard permesso dai supporti e relativi quadretti che normalmente s'impiegano.Si ottiene cioe` che, a parita` di telaio, possiamo installare trafilati di collegamento con lunghezza fino a circa 190 mm in piu` per telaio.

Common Features

A mm	B mm	C mm	D mm	E mm	F mm	G mm	H mm	I mm	L mm	Peso gr
193	41	20	21	15	30,5	13	7,5	32	20,5	103

Products List

Product ID	Description
020011002	PROLUNGA 193 x TRAFILATO 10-15

Kit Support "L" con Staffa 40

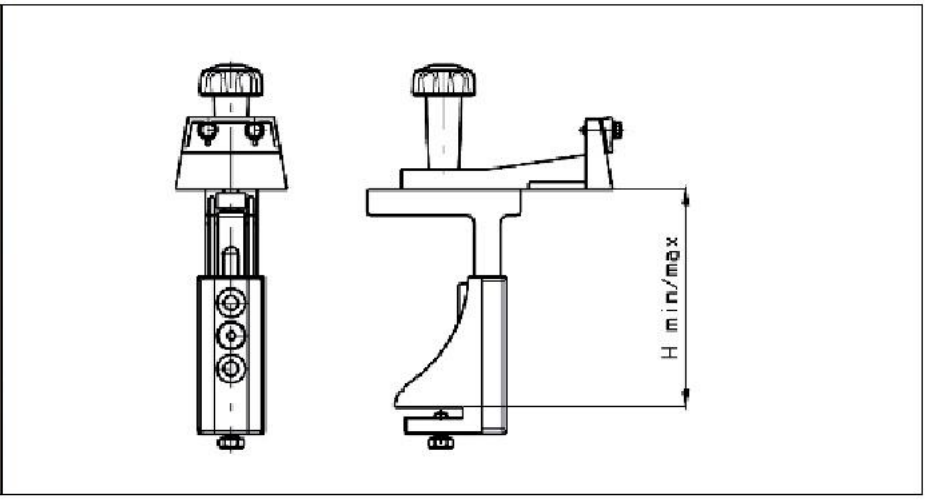

Common Features

H mm
125-250

Products List

Product ID	Description
160005002C0	SUPPORTO C/ASTA "L" + STAFFA 40 B.F .+MANOPOLA + VITE TE M10x20

Kit Supporto a "L" con Staffa 40-160

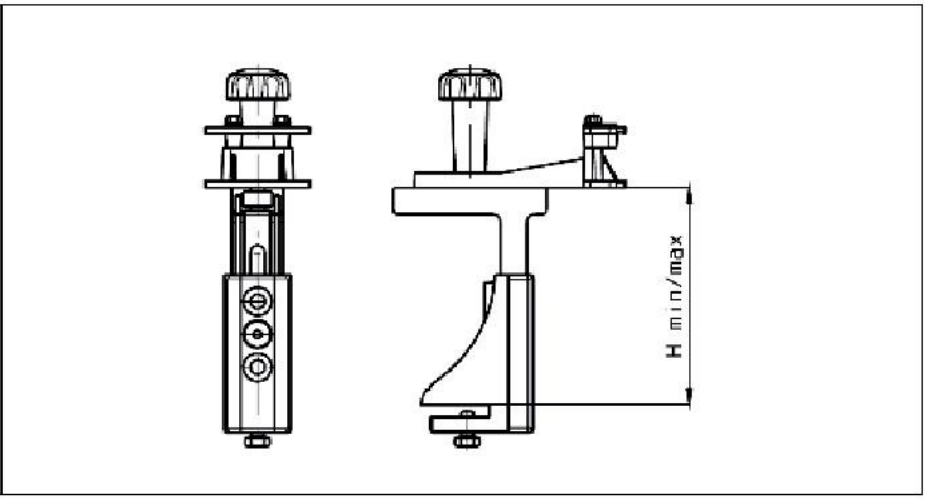

Common Features

H mm
125-250

Products List

Product ID	Description
160005001C0	SUPPORTO C/ASTA "L" + STAFFA 40-160 + MANOPOLA + VITE TE M10x20

Kit Supporto 50-72

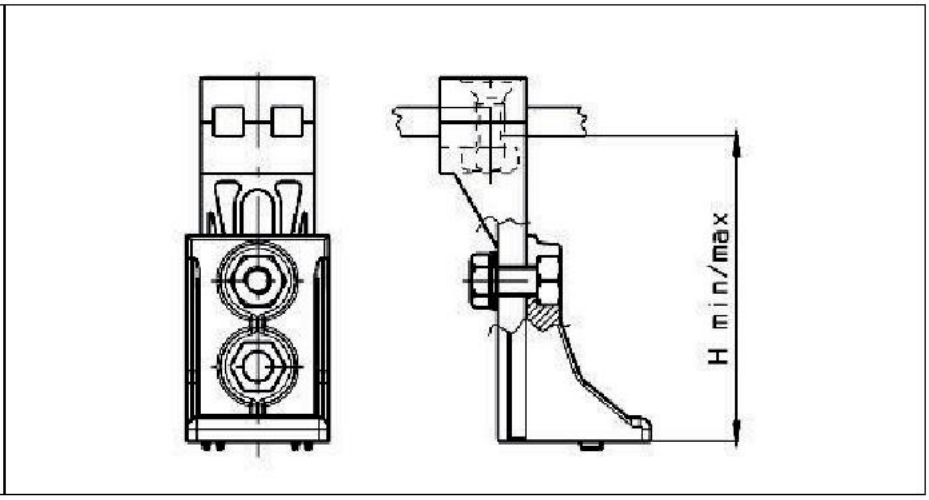

Common Features

H mm
80-150

Products List

Product ID	Description
020001056/N	KIT SQUADRETTA+ASTINA CORTA NERO MONTATO

Kit Supporto con Asta Portadado

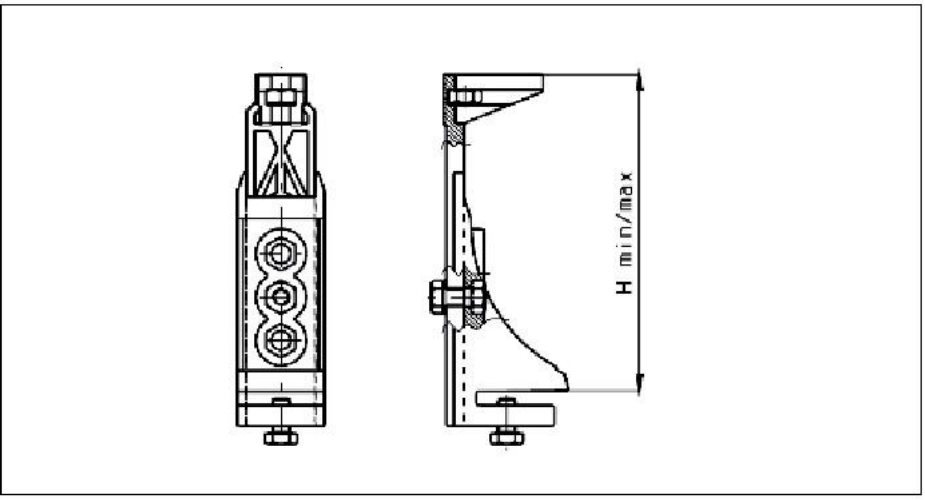

Common Features

H mm
142-267

Products List

Product ID	Description
020001055	SUPPORTO x ASTA C/ASTA PORTA DADO 203-M10-57 MONTATA

Kit Supporto Universale

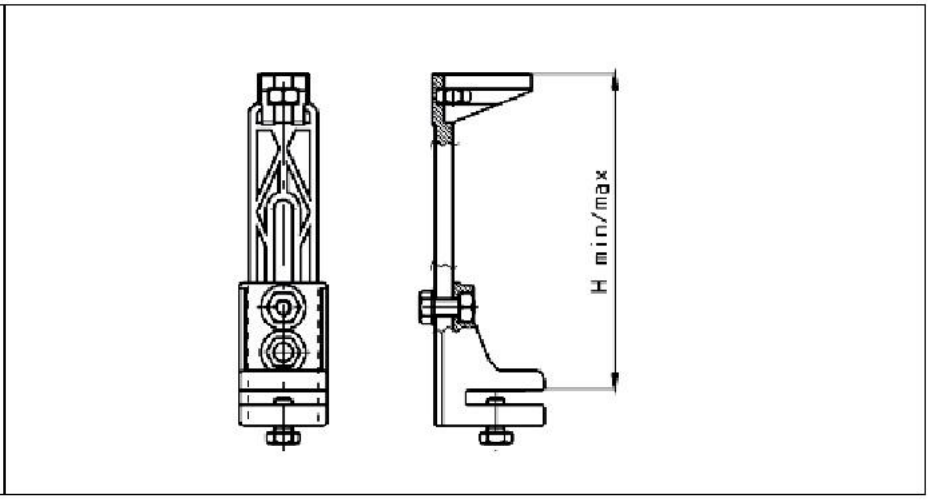

Common Features

H mm
100-238

Products List

Product ID	Description
020001054	SUPPORTO UNIVERSALE C/ASTA PORTA DA DO 203-M10-57 MONTATA

Kit Support Tipo Corto

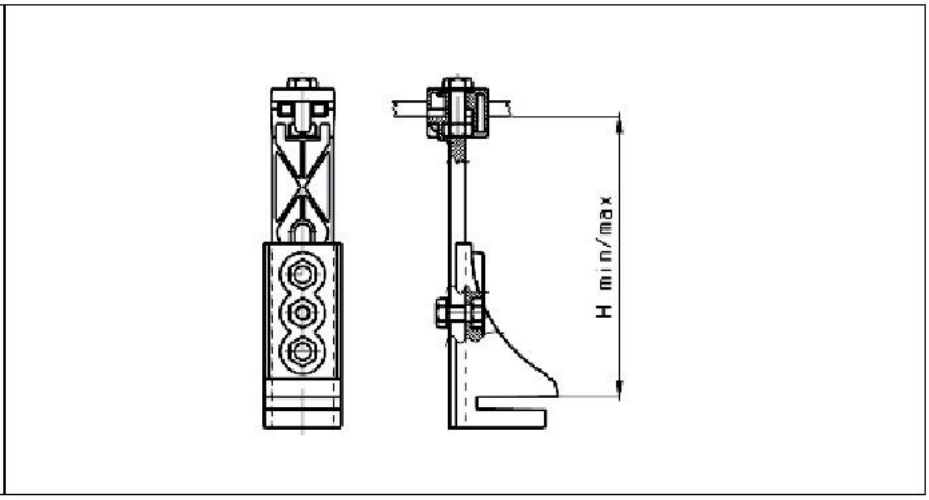

Common Features

H mm
114-267

Products List

Product ID	Description
020001053	SUPPORTO TIPO CORTO C/ASTA PROFILO 10-10-TE10

Kit Supporto con Asta Profilo 10-10-TE10

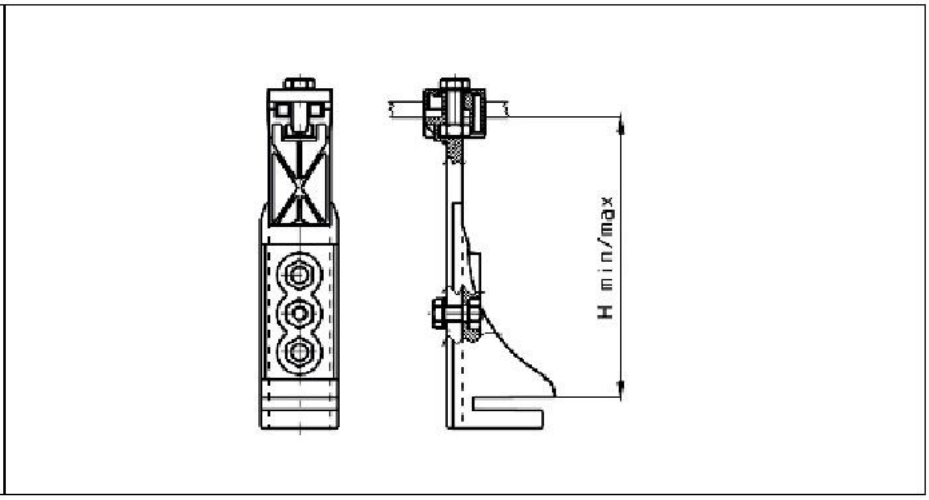

Common Features

H mm
128-267

Products List

Product ID	Description
020001012	SUPPORTO C/ASTA PROFILO 10-10-TS10
020001052	SUPPORTO C/ASTA PROFILO 10-10-TE10

Kit Supporto con Asta Porta Quadretto 220-10-15

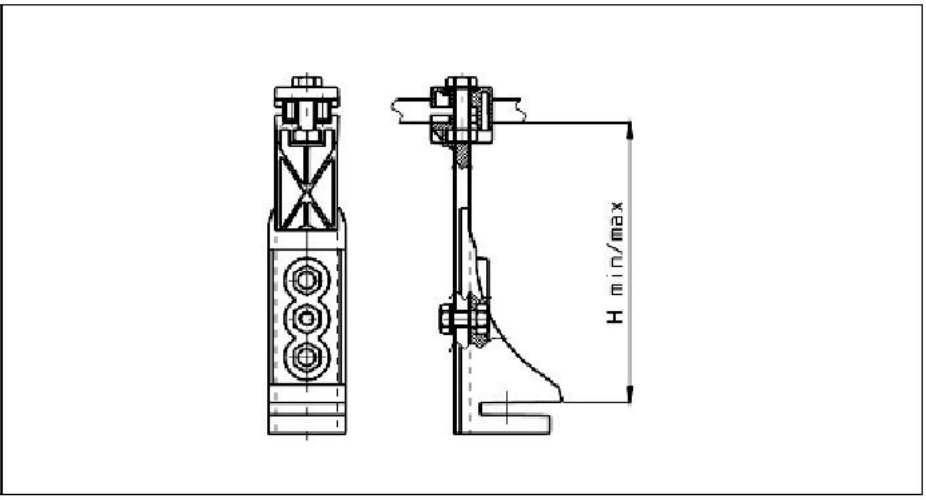

Common Features

H mm
128-267

Products List

Product ID	Description
020001012/C	SUPPORTO CON ASTA PORTA QUADRETTO 220-10-15 COMPLETO

Kit Supporto Registrabile

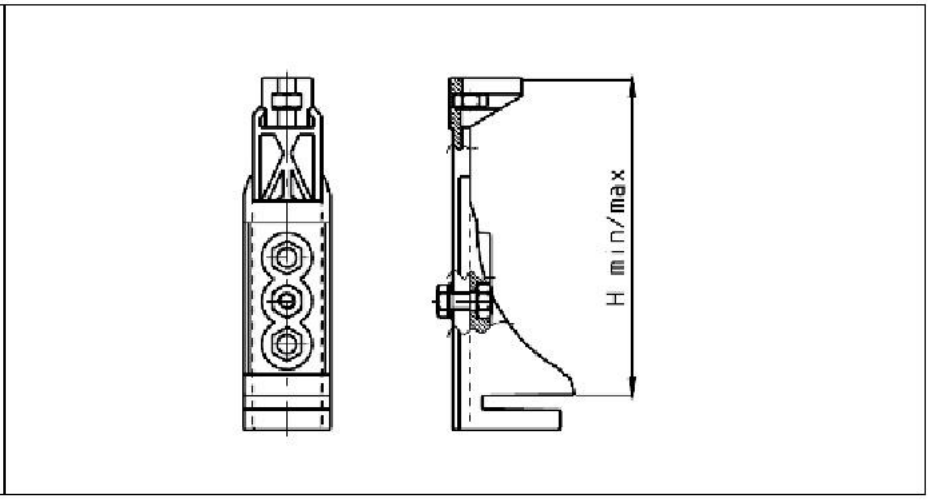

Common Features

H mm
142-267

Products List

Product ID	Description
020001011	SUPPORTO REG. C/ASTINA PORTA DADO COMPLETO

Graffone interasse 120 mm

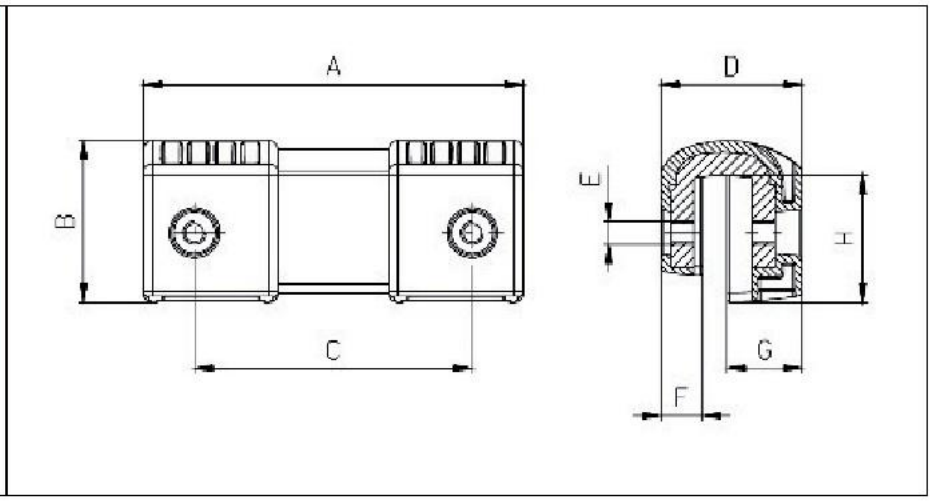

Materiale: polipropilene con fibra di vetro ed inserti metallici.Studiato per l'impiego di supporti di tipo "Y" con cuscinetto per albero.Il fissaggio del graffone e del relativo supporto avviene mediante viti M10 o M12 a seconda del tipo scelto.

Common Features

A mm	B mm	C mm	D mm	F mm	G mm	H mm	Peso gr
164	70	120	61	17,8	32,2	54,7	1,030

Products List

Product ID	Description	E mm
090003001C0	GRAFFONE 164-70-M10 INTERASSE 120 (pack 20)	M10
090003001C1	GRAFFONE 164-70-M10 INTERASSE 120 (pack 500)	M10
090003002C0	GRAFFONE 164-70-M12 INTERASSE 120 (pack 20)	M12
090003002C1	GRAFFONE 164-70-M12 INTERASSE 120 (pack 500)	M12

Graffone interasse 105 mm



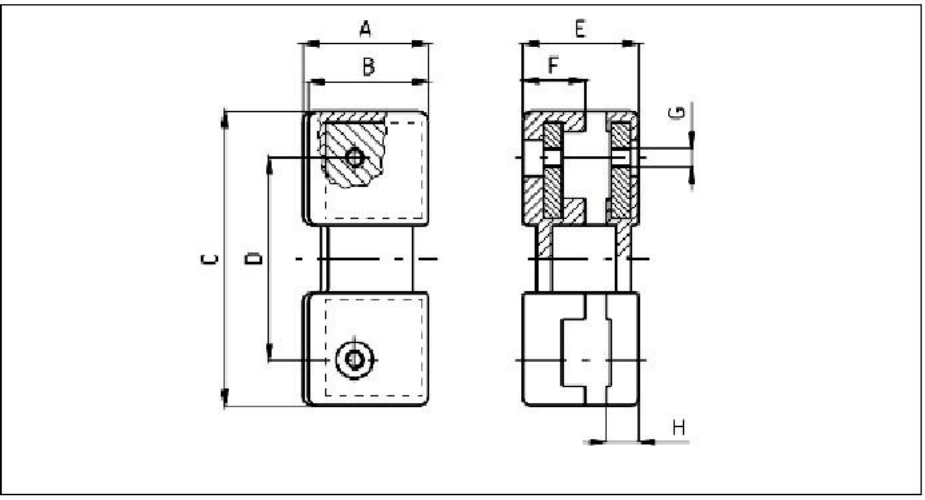

Common Features

A mm	B mm	C mm	D mm	E mm	F mm
65	62,2	154,5	105	59,9	32,2

Products List

Product ID	Description	G mm
090001002	GRAFFONE INTERASSE 105 M10	M10
090001004	GRAFFONE INTERASSE 105 M12	M12

Distanziale per graffone



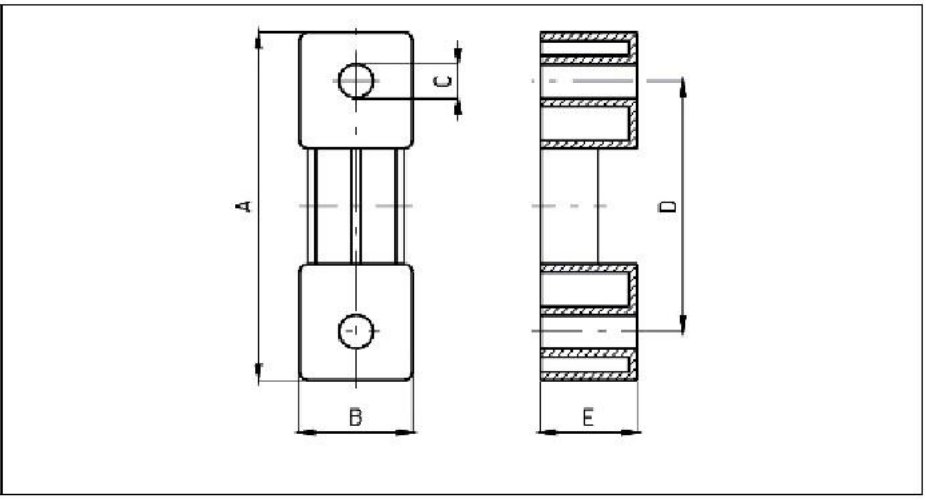

Common Features

A mm	B mm	Ø C mm	D mm	E mm
164,3	53,3	16	118,4	45,6

Products List

Product ID	Description
090001005	DISTANZIALE PER GRAFFONE

Graffone con supporto autoallineante, completo

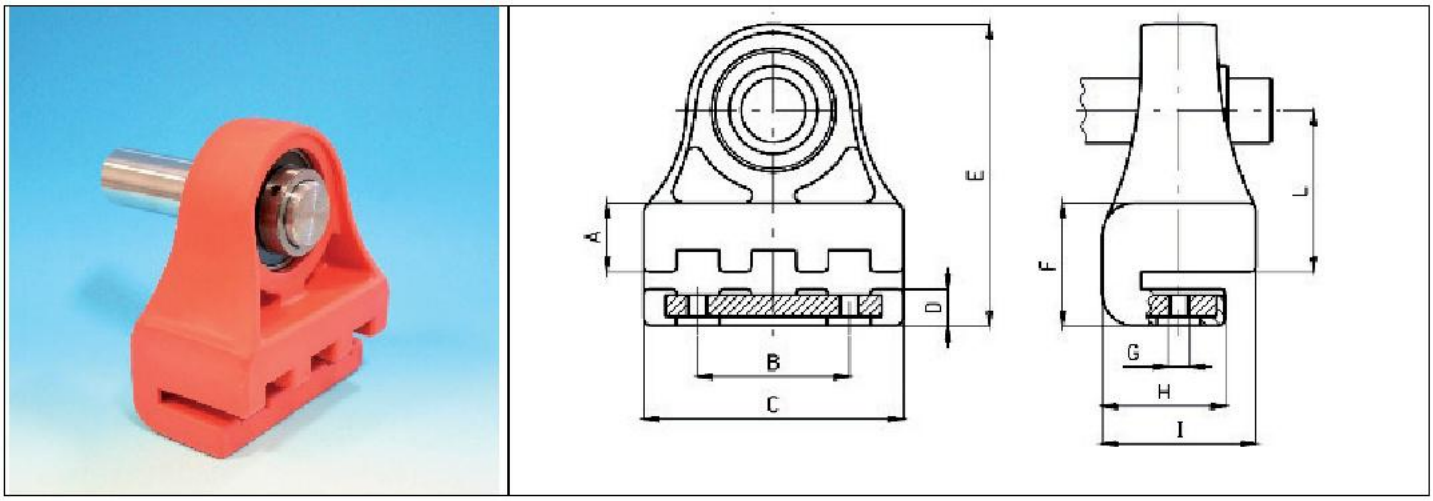

L'unione del graffone con il supporto autoallineante ha dato originead un particolare con caratteristiche uniche:* Dimensioni ridotte: la lunghezza e` infatti diminuita del 25%.* Diminuzione di peso: inferiore al precedente gruppo del 30%.* Maggiore facilita` e rapidita` di montaggio, dato che la strutturaimpone l'allineamento diretto dell'albero.Quota L= 76 +/- 0.5mm

Common Features

A mm	B mm	C mm	D mm	E mm	F mm	G mm	H mm	I mm	L mm
32	70	120	17	140	57,2	M10	57	71	76

Products List

Product ID	Description
090002003C0	GRAFFONE C/SUPP.AUTOALLINEANTE COMP LETO (MY04) (pack 10)

Tensionatore cinghie

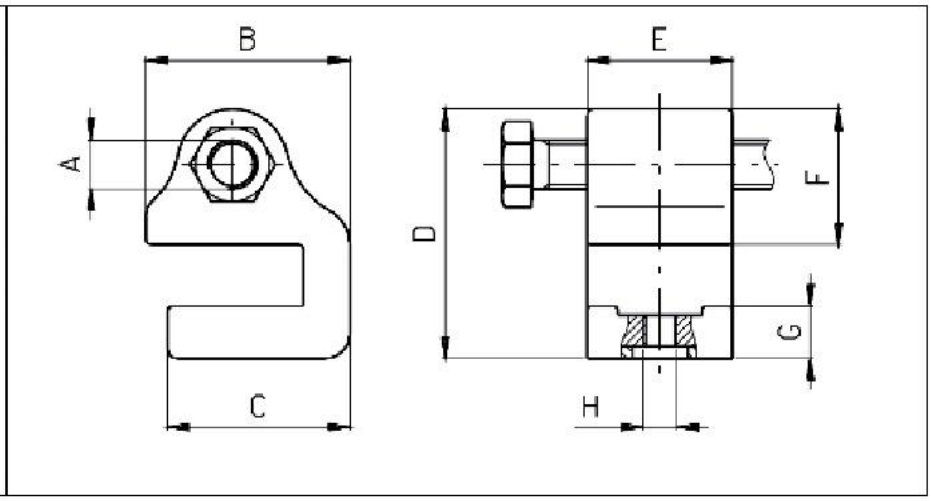

Materiale: polipropilene con fibra vetro, parti metalliche in acciaio zincato. La funzione e` mettere in tensione le cinghie (1) impiegate nei sistemi formati da: puleggia (2), albero di rotazione (3), supporto all'albero (4). La tecnica consiste nel fissare il tensionatore (5) affiancandolo al supporto autoallineante. Quest'ultimo deve avere la possibilita` di essere spostato mediante la spinta esercitata dalla vite (TE M16x160 UNI5739) che vi si appoggia sul fianco. La regolazione della distanza (I) tra il tensionatore ed il supporto per l'albero e` il parametro che permette di ottenere una tensione ottimale della cinghia, sia nel montaggio sia nei casi di regolazione e manutenzione dell'impianto. Terminata questa fase e` importante ricordare di fissare il supporto per albero, in modo che svolga la sua funzione in modo sicuro.

Common Features

A mm	B mm	C mm	D mm	E mm	F mm	G mm	H mm	Peso gr
M16	66	59	81	47,5	44	17	M12	485

Products List

Product ID	Description
090002002	TENSIONATORE CINGHIE

Semigraffone Unico L=68

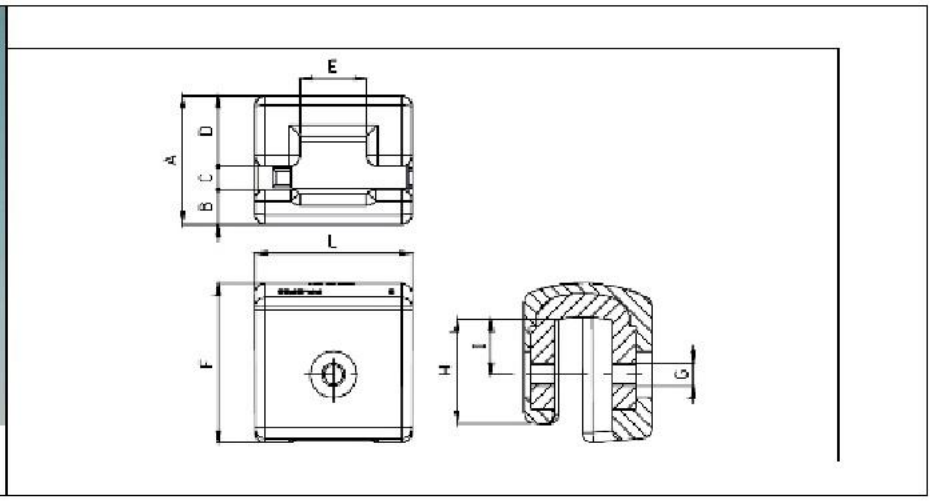

Common Features

A mm	B mm	C mm	D mm	E mm	F mm	H mm	I mm	L mm
55,5	15	10	30,5	29	69	45	24	68

Products List

Product ID	Description	G mm
020001058C0	SEMIGRAFFONE UNICO L=68 M10	M10
020001059C0	SEMIGRAFFONE UNICO L=68 M12	M12

Morsetto di fissaggio con perno

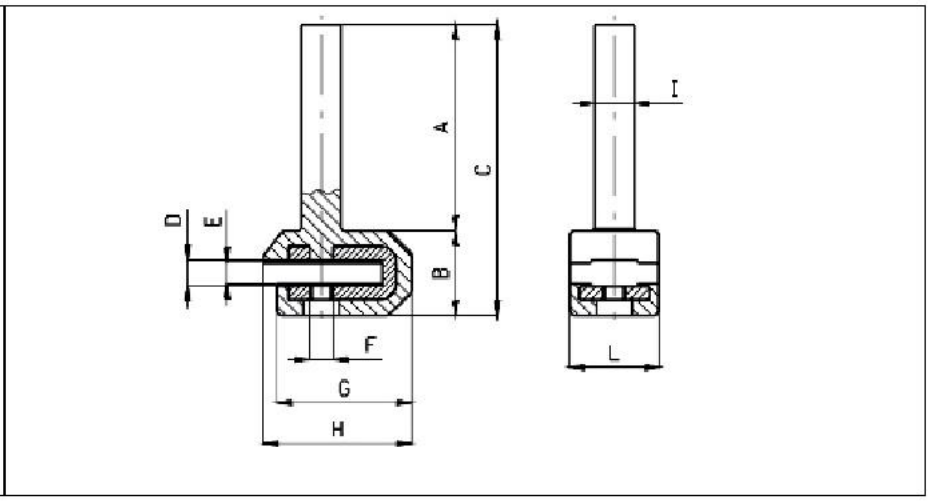

Common Features

A mm	B mm	C mm	D mm	E mm	F mm	G mm	H mm	Ø I mm	L mm
89,2	36,7	125,9	13,3	9,2	M10	58,2	64	17,1	38,7

Products List

Product ID	Description
020001020	MORSETTO DI FISSAGGIO C/PERNO

Morsetto di fissaggio senza perno



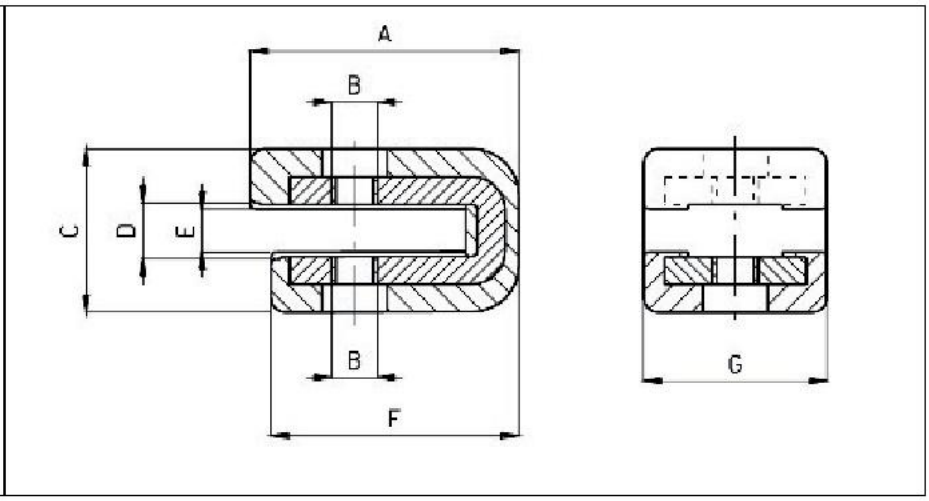

Common Features

A mm	B mm	C mm	D mm	E mm	F mm	G mm
58	M10	35,3	12,2	9,3	53,5	39,5

Products List

Product ID	Description
020001025C1	MORSETTO DI FISSAGGIO S/PERNO (pack100)

Morsetto di fissaggio senza perno con foro laterale



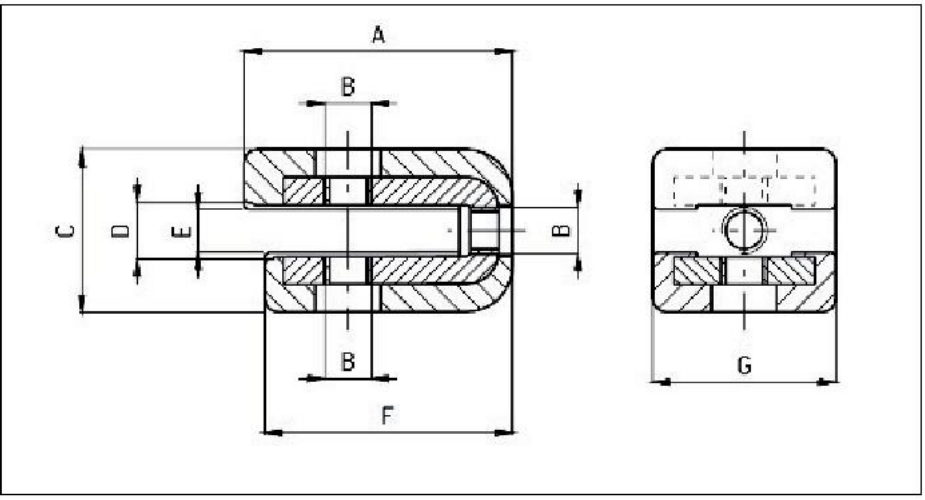

Common Features

A mm	B mm	C mm	D mm	E mm	F mm	G mm
58	M10	35,3	12,2	9,3	53,5	39,5

Products List

Product ID	Description
020001026C1	MORSETTO DI FISSAGGIO S/PERNO A 3 FORI (pack100)

Morsetto in ferro



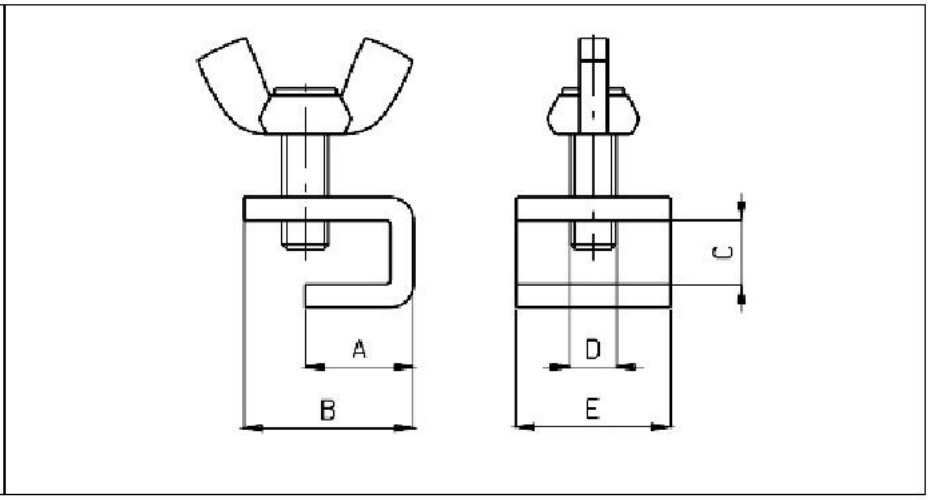

Common Features

A mm	B mm	C mm	D mm	E mm
14	22	8	M6	20

Products List

Product ID	Description
020001018/B	MORSETTO IN FERRO ZINCATO

Staffa portalama 40 registrabile

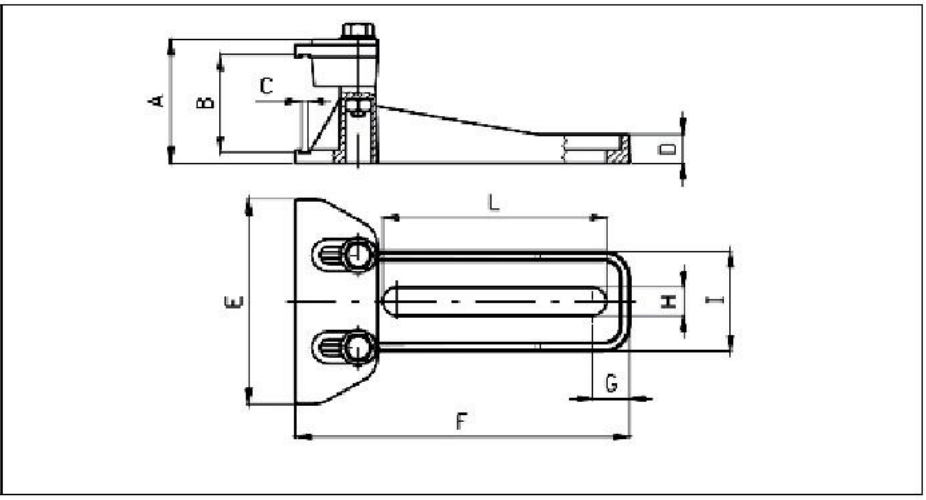

Common Features

B mm	I mm
38,2	39

Products List

Product ID	Description	A mm	C mm	D mm	E mm	F mm	G mm	H mm	L mm	Peso gr
050001005C0	STAFFA PORTALAMA mm 40 REGISTR. (pack100)	49	1,8	10,1	81,4	68	115,3	10,4	-	-
050001009C0	STAFFA PORTA LAMA 40-130 REGISTRABILE (pack100)	-	2,5	11	80	130	14,5	11	87	87
050001010C0	STAFFA PORTA LAMA 40-160 REGISTRABILE (pack100)	48	2,5	11	80	160	15,5	11	116	116
050001011C0	STAFFA PORTA LAMA 40-180 REGISTRABILE (pack100)	48	2,5	11	80	180	15,5	11	136	88

Staffa portalama 40 mm con bloccaggio frontale



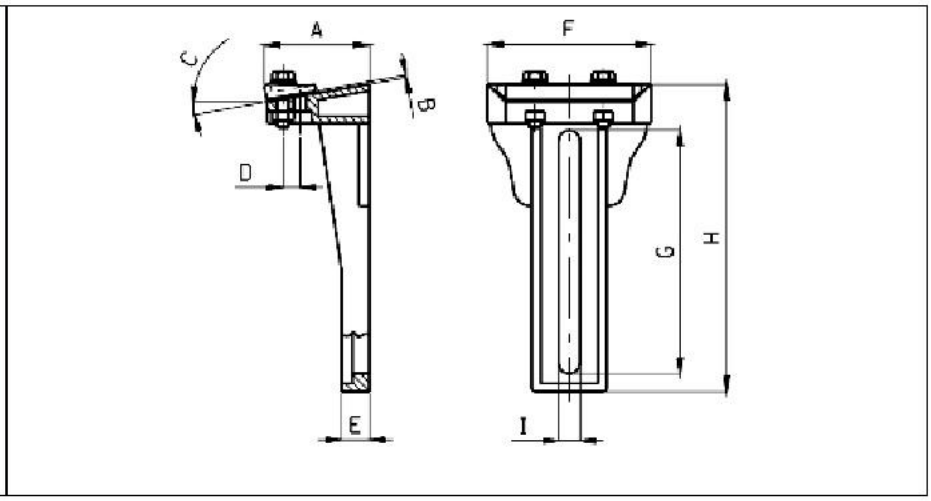

Common Features

B mm	C °
1,3	10

Products List

Product ID	Description	A mm	D mm	E mm	F mm	G mm	H mm	I mm
050001002C0	STAFFA PORT.mm40 LUNGH.160 FRONT. (pack100)	54,5	8,8	14,5	84,7	126,5	160	11,1
050001004C0	STAFFA PORTALAMA mm 40 FRONTALE (pack100)	53,6	11,6	84,5	87,5	133	11,2	11,1

Staffa portalama 40 mm senza asola

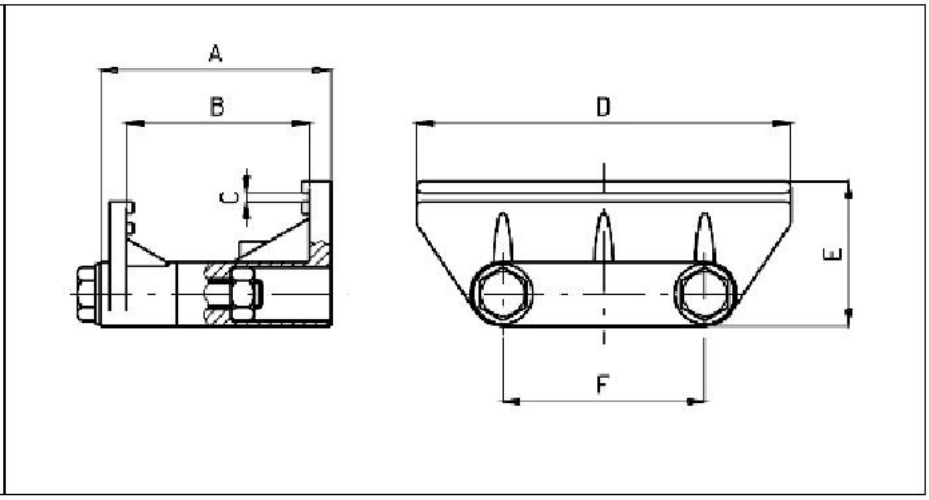

Common Features

A mm	B mm	C mm	D mm	E mm	F mm
49,7	39,5	1,8	80,8	31,4	43,6

Products List

Product ID	Description
050001003C0	STAFFA PORTALAMA mm 40 S/ASOLA (pack100)

Staffa portalama 40 mm senza asola, registrabile

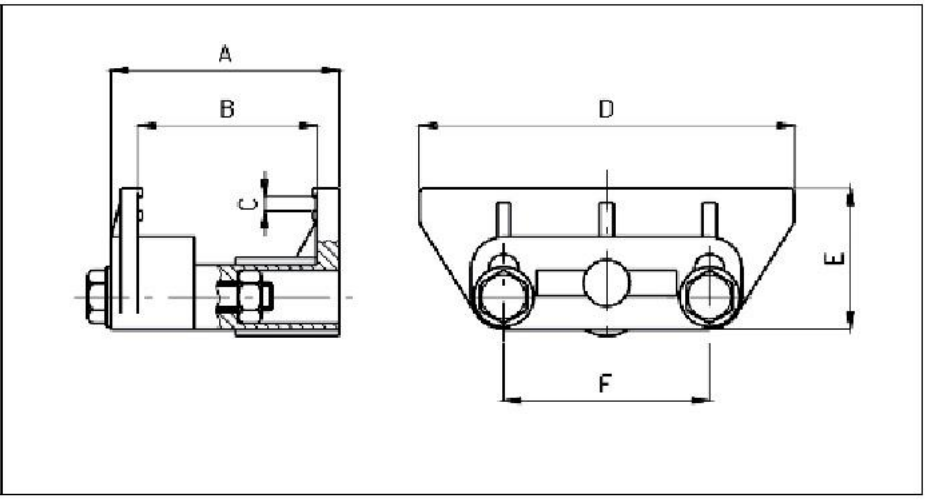

Common Features

A mm	B mm	C mm	D mm	E mm	F mm
49,3	38,7	3	81	30,6	44,5

Products List

Product ID	Description
050001003/BC0	STAFFA PORT.mm 40 S/ASOLA REGISTR. (pack100)

Staffa portalama 40 mm senza asola, registrabile, rialzata

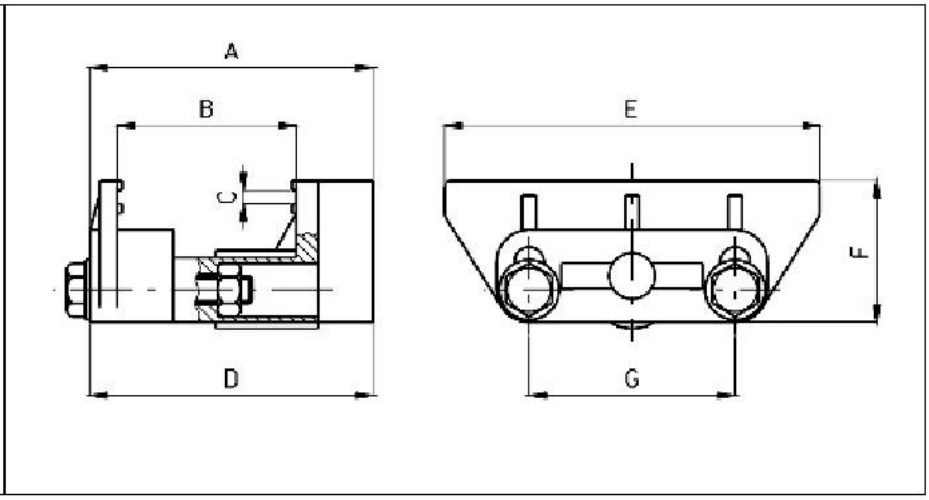

Common Features

A mm	B mm	C mm	D mm	E mm	F mm	G mm
49,3	38,7	3	61,1	81	30,6	44,5

Products List

Product ID	Description
050001003/AC0	STAFFA PORT.mm 40 S/ASOLA TIPO RIALZATO (pack100)

Supporto Universale di Fissaggio



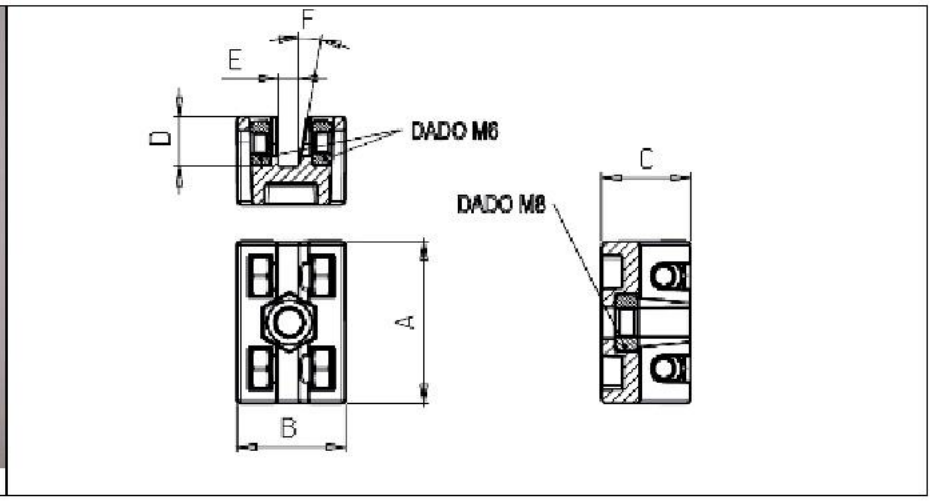

Common Features

A mm	B mm	C mm	D mm	E mm	F °
42	28	23	13	5	10

Products List

Product ID	Description
020001057C0	SUPPORTO UNIVERSALE DI FISSAGGIO (pack 100)

Supporto Porta Reggetta Universale

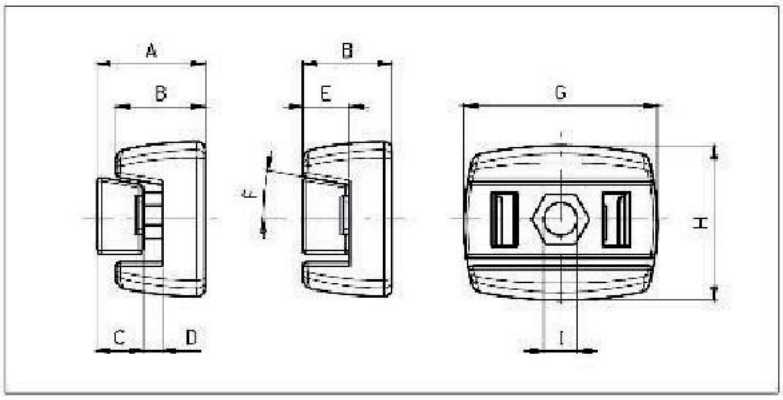

Common Features

A mm	B mm	C mm	D mm	E mm	F mm	G mm	H mm	I mm	Peso gr
28	23	12	5	11	10	50	40	Ø 8,5	40

Products List

Product ID	Description
020024001C0	SUPPORTO PORTA REGGETTA UNIVERSALE (pack300)

Kit Supporto Porta Reggetta Universale + Manopola Ø 35

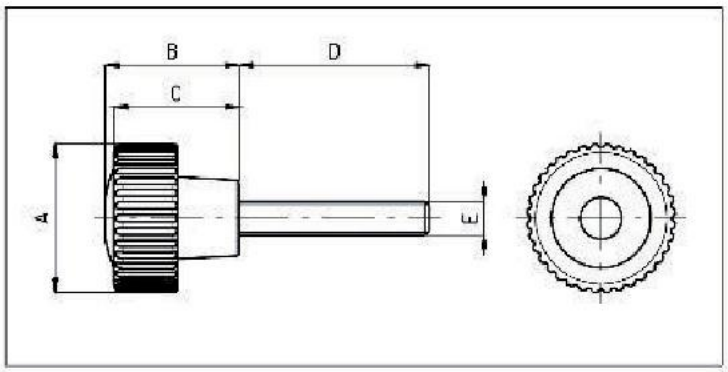

Common Features

A mm	B mm	C mm	D mm	E mm
Ø 35,5	32	30	45,5	M 8

Products List

Product ID	Description
190002001C0	KIT SUPPORTO PORTA REGGETTA UNIVERSALE + MANOPOLA D.35 (pack100)

Staffa a doppia regolazione

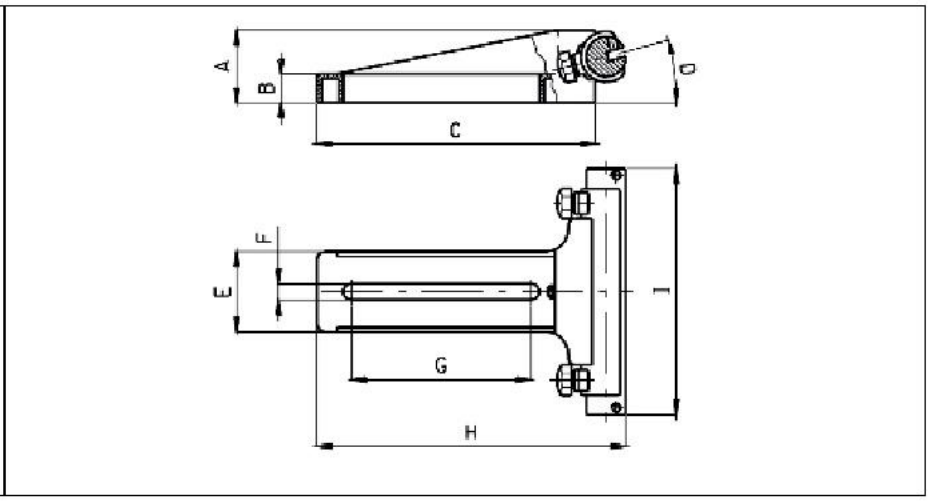

La composizione di questa staffa permette di ottenere la regolazionedi due movimenti della parte che sostiene:1. Regolazione angolare: la parte sostenuta assume posizione orizzontale o inclinata, con angolo di 15-30 gradi rispetto al piano (figura 1), agendo sulla manopola indicata con la sigla m1.2. Regolazione posizionale: la parte sostenuta si sposta trasversalmente al piano di vincolo (figura 2), avvicinandosi od allontanandosi, a seconda del punto nel quale si blocca la manopola siglata m2, fornita come accessorio alla staffa.

Common Features

A mm	B mm	C mm	D °	E mm	F mm	G mm	H mm	I mm	Peso gr
47	18,5	180	0-15-30	52	10,5	116,5	200	160	385

Products List

Product ID	Description
050011001	STAFFA A DOPPIA REGOLAZIONE

Supporto verticale 10-30 con "n.c.r."

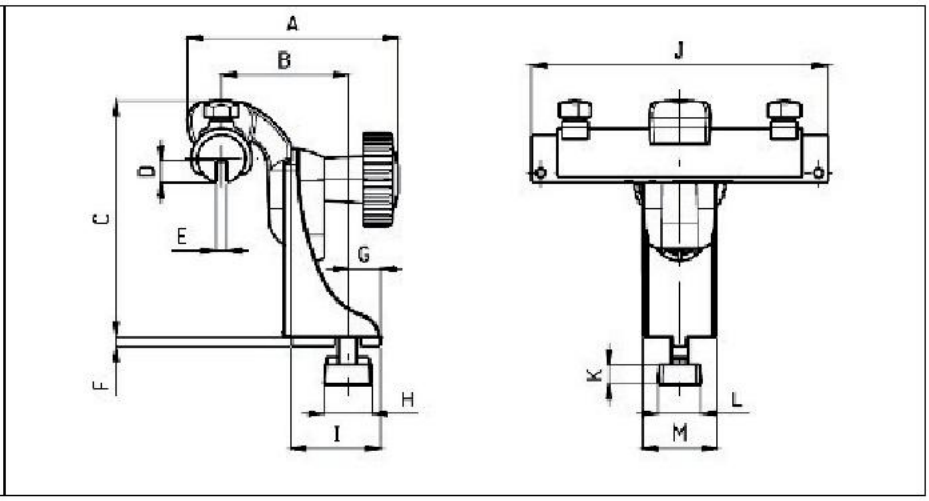

Questo supporto e` stato studiato per poter disporre di una presa verticale su pezzi tipo lame/profilati, rulliere, di spessore tra 1 e15 mm, lunghezza minima 160 mm e la resitenza necessaria al bloccaggio tramite due grani M4.La caratteristica principale di questo supporto e` la elevata versatilita` determinata da quattro possibili regolazioni nonostante le dimensioni contenute:1. Rotazione del supporto: il pezo in presa puo` subire una rotazione da: -3 a +3 gradi orientando la base del supporto che possiede unaguida di riferimento (a).2. Rotazione del pezzo: il pezzo in presa puo` essere ruotato di unangolo da -15 a +15 gradi (b).3. Verticale: di 30 mm mediante la manopola principale (y).4. Orizzontale: regolando il fissaggio del supporto (x).

Common Features

A mm	B mm	C mm	D mm	E mm	F mm	G mm	H mm	I mm	J mm	K mm	L mm	M mm
113,5	68,5	129	11,5	6	5	17,5	26	48	160	10,5	23	40

Peso gr
455

Products List

Product ID	Description
020010001	SUPPORTO VERTICALE 10-30 CON N.C.R.

Supporto laterale 10-30 con "n.c.r."

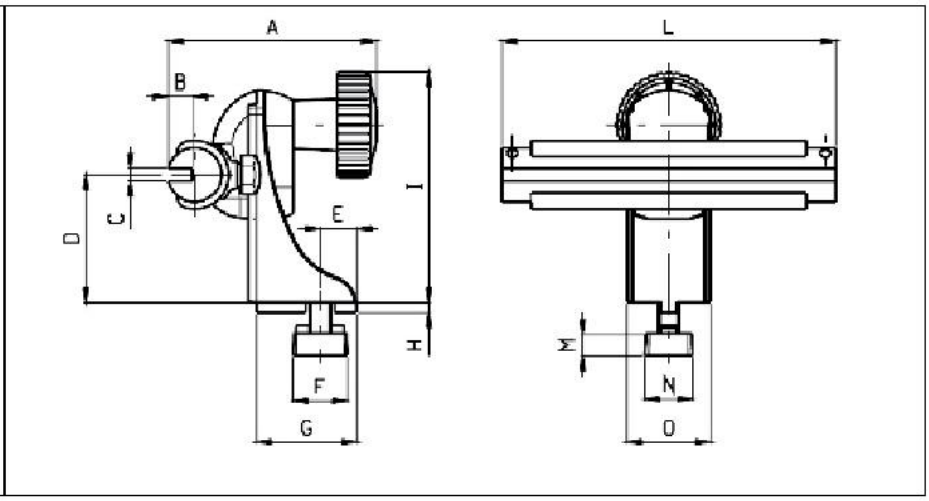

Questo supporto e` stato studiato per poter disporre di una presa laterale su pezzi di tipo lame/profilati, rulliere, di spessore variabile tra 1 e 5 mm, lunghezza minima 160 mm e la resistenza necessariaal bloccaggio tramite due grani M4. La caratteristica principale diquesto supporto e` la elevata versatilita` determinata da quattro possibili regolazioni, nonostante le dimensioni contenute:1. Rotazione del supporto: il pezzo in presa puo` subire una rotazione da: -3 a +3 gradi orientando la base del supporto che possiede una guida di riferimento (a).2. Rotazione del pezzo: il pezzo in presa puo` essere ruotato di unangolo da: -15 a +15 gradi (b).3. Verticale: di 30 mm mediante la manopola principale (y).4. Orizzontale: regolando il fissaggio del supporto (x).

Common Features

A mm	B mm	C mm	D mm	E mm	F mm	G mm	H mm	I mm	J mm	K mm	L mm	M mm
100	11,5	6	61	17,5	26	48	5	111	160	10,5	23	40

Peso gr
441

Products List

Product ID	Description
020009001	SUPPORTO LATERALE 10-30 CON N.C.R.

Blocchetto Profilo T/L



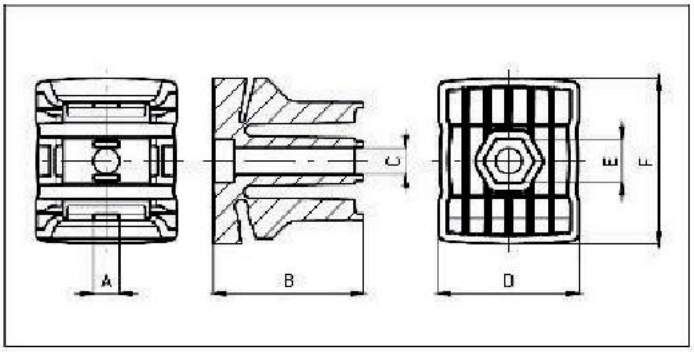

Common Features

A mm	B mm	C mm	D mm	E mm	F mm
10	59	10,3	55,5	17	66

Products List

Product ID	Description
102169	Blocchetto Profili T/L

Manopola Morsetto Blocc. T/L

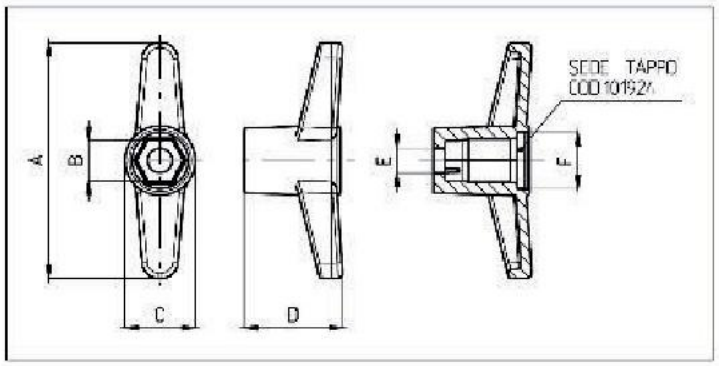

Common Features

Products List

Product ID	Description	A mm	B mm	C mm	D mm	E mm	F mm
501501	Manopola Morsetto Blocc.PR	99,5	17	Ø 30	41,5	Ø 10,4	Ø 23,7

Slitta di regolazione

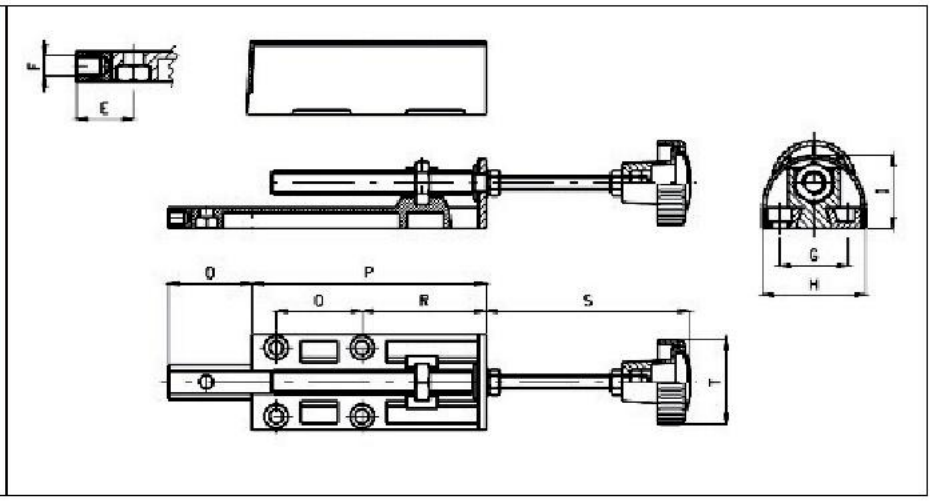

Common Features

E mm	F mm	G mm	H mm	I mm	O mm	O mm	P mm	Q mm	R mm	S mm	Ø T mm
22,5	M8	40,5	61	43,5	-35,131	35-131	139,5	50,5	73,2	120	50,5

Products List

Product ID	Description
050002001	SLITTA DI REGOLAZIONE

Slitta di regolazione con staffa

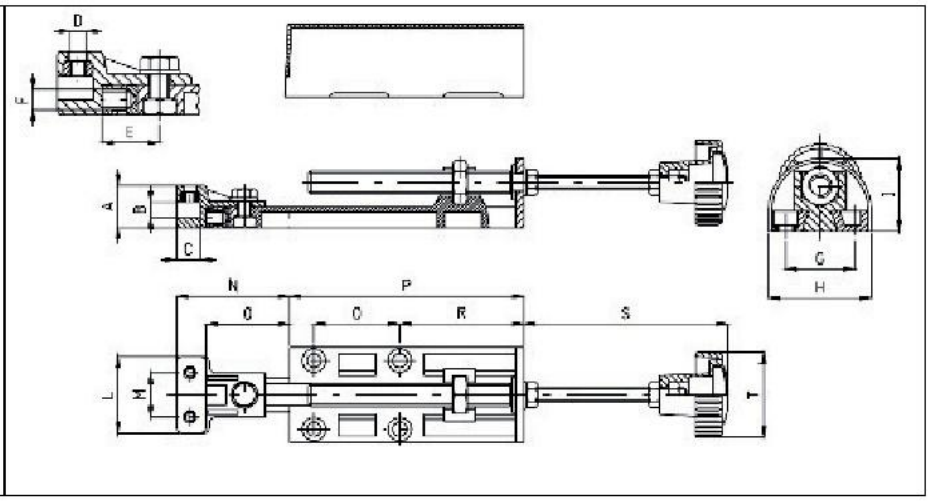

Common Features

A mm	B mm	C mm	D mm	E mm	F mm	G mm	H mm	I mm	L mm	M mm	N mm	P mm
25	9,2	14	M6	22,5	M8	40,5	61	43,5	45	26,1	53-149	139,5

Q mm	R mm	S mm	Ø T mm
50,5	73,2	120	50,5

Products List

Product ID	Description
050002002	SLITTA DI REGOLAZIONE CON STAFFA

Morsetto a doppia utenza

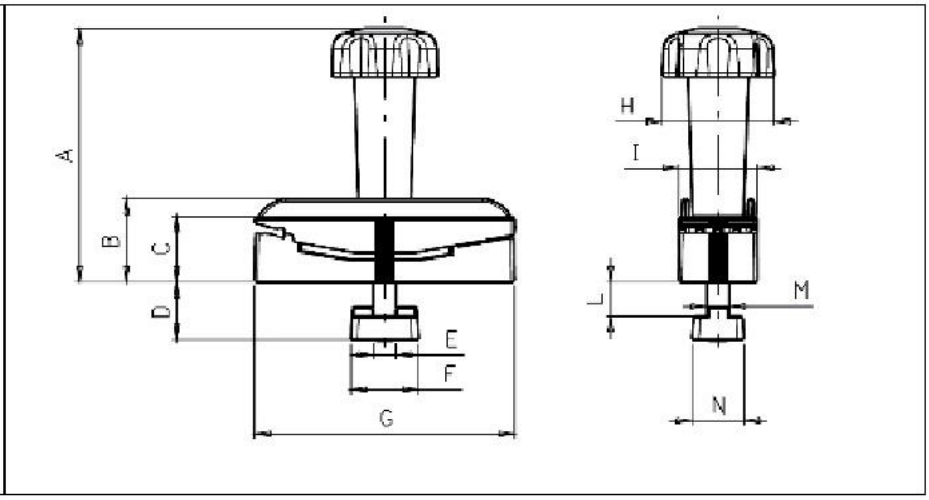

Materiali: *Corpo manopola: PA *Tappo Manopola: PP *Morsetto: PA *Blocchetto: ABS.Il morsetto e` stato studiato per essere montato su linee per ceramica. Sul lato con logo FM lavora in accoppiamento con nostro profiloGuida a T, sul lato opposto puo` supportare un profilo ad "L" di spessore max 2mm. Grazie alla manopola e` possibile determinare il posizionamento del morsetto, bloccandolo nella posizione desiderata.

Common Features

A mm	B mm	C mm	D mm	E mm	F mm	G mm	Ø H mm	I mm	L mm	M mm	N mm
113	37	29	25,5	M10	30	115	50	35	15	10	23

Products List

Product ID	Description
050042001	KIT MORSETTO DOPPIA UTENZA PER PROF ILI

Assieme supporti tipo 1

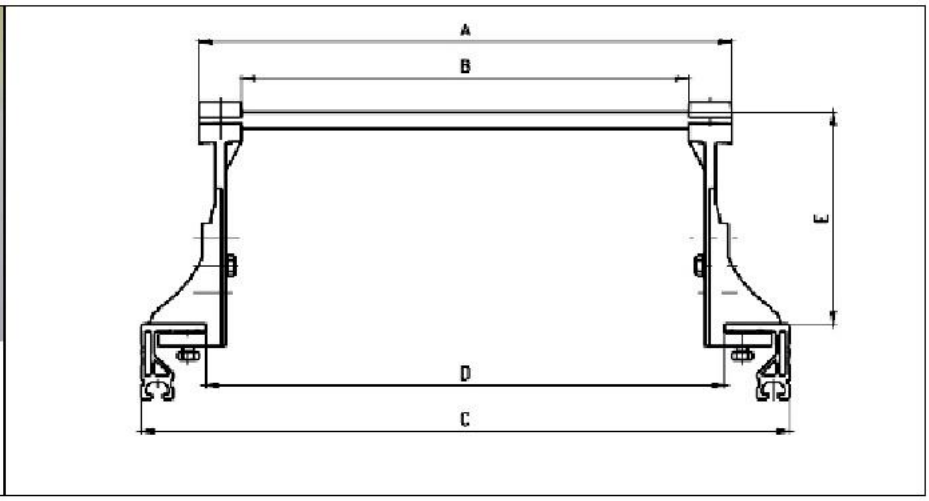

Common Features

E mm
140-280

Products List

Product ID	Description	A mm	B mm	C mm	D mm
1600010310	ASSIEME SUPPORTI TIPO 1 L310 (TEL.420)	310	230	420	300
1600010390	ASSIEME SUPPORTI TIPO 1 L390 (TEL.500)	390	310	500	380
1600010490	ASSIEME SUPPORTI TIPO 1 L490 (TEL.600)	490	410	600	480
1600010590	ASSIEME SUPPORTI TIPO 1 L590 (TEL.700)	590	510	700	580
1600010690	ASSIEME SUPPORTI TIPO 1 L690 (TEL.800)	690	610	800	680

Assieme supporti tipo 2

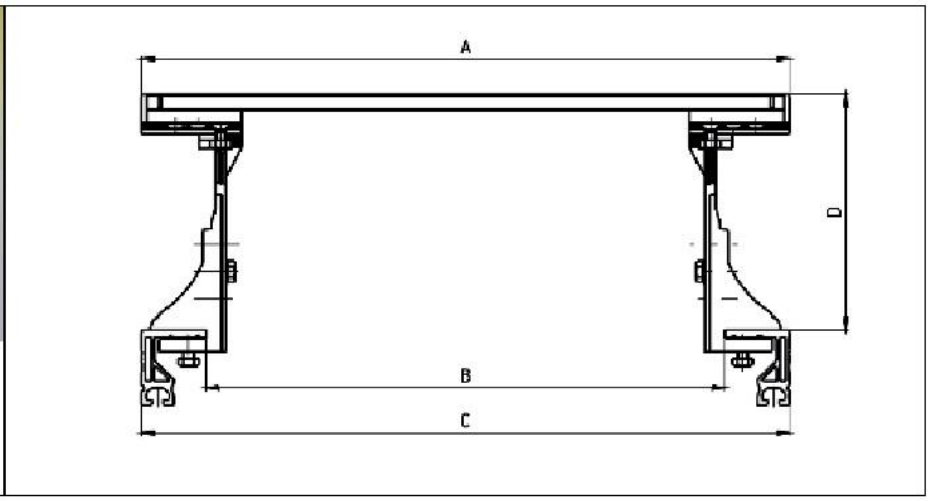

Common Features

D mm
162-302

Products List

Product ID	Description	A mm	B mm	C mm
1600020420	ASSIEME SUPPORTI TIPO 2 L420 (TEL.420)	336-420	300	420
1600020500	ASSIEME SUPPORTI TIPO 2 L500 (TEL.500)	416-500	380	500
1600020600	ASSIEME SUPPORTI TIPO 2 L600 (TEL.600)	516-600	480	600
1600020700	ASSIEME SUPPORTI TIPO 2 L700 (TEL.700)	616-700	580	700
1600020800	ASSIEME SUPPORTI TIPO 2 L800 (TEL.800)	716-800	680	800

Assieme supporti tipo 3

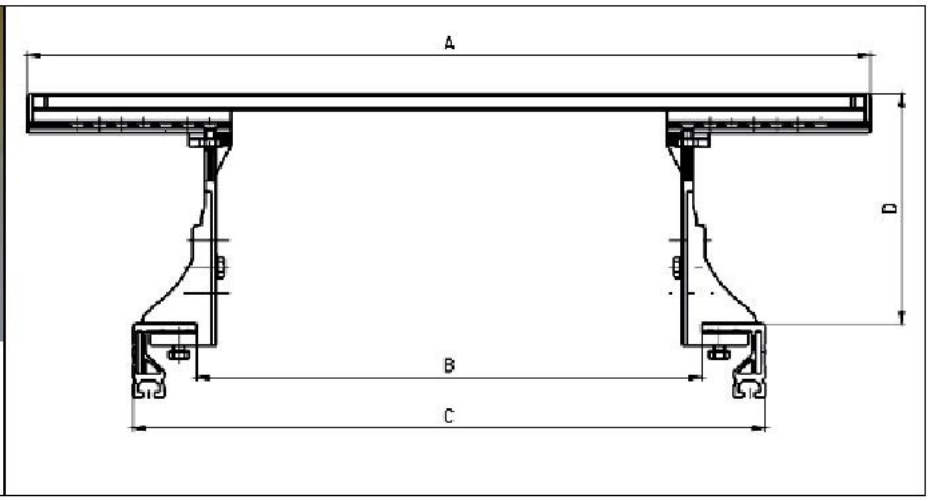

Common Features

D mm
162-302

Products List

Product ID	Description	A mm	B mm	C mm
1600030620	ASSIEME SUPPORTO TIPO 3 L620 (TEL.420)	368-620	300	420
1600030700	ASSIEME SUPPORTO TIPO 3 L700 (TEL.500)	448-700	380	500
1600030800	ASSIEME SUPPORTO TIPO 3 L800 (TEL.600)	548-800	480	600
1600030900	ASSIEME SUPPORTO TIPO 3 L900 (TEL.700)	648-900	580	700
1600031000	ASSIEME SUPPORTO TIPO 3 L1000 (TEL.800)	748-1000	680	800

Assieme supporti tipo 4



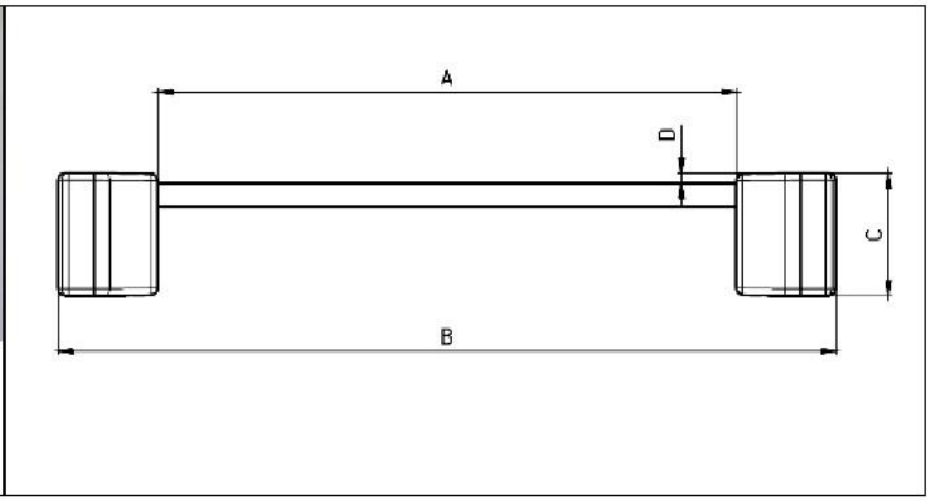

Common Features

C mm	D mm
53	4,5

Products List

Product ID	Description	A mm	B mm	Tipo
1600040463	ASSIEME SUPPORTI TIPO 4 L463 (TEL.420)	377	463	Telaio 420
1600040543	ASSIEME SUPPORTI TIPO 4 L543 (TEL.500)	457	543	Telaio 500
1600040643	ASSIEME SUPPORTI TIPO 4 L643 (TEL.600)	557	643	Telaio 600
1600040743	ASSIEME SUPPORTI TIPO 4 L743 (TEL.700)	657	743	Telaio 700
1600040843	ASSIEME SUPPORTI TIPO 4 L843 (TEL.800)	757	843	Telaio 800

Assieme supporti tipo 5



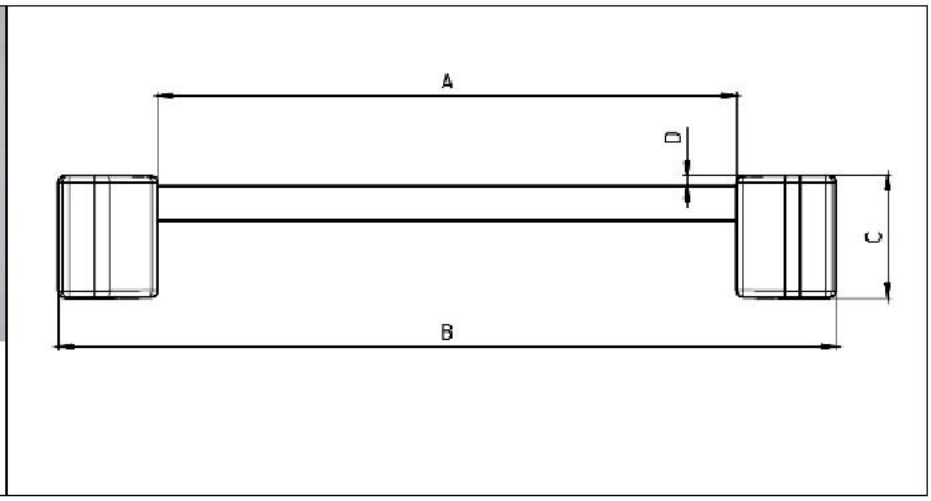

Common Features

C mm	D mm
53	4,5

Products List

Product ID	Description	A mm	B mm	Tipo
1600050463	ASSIEME SUPPORTI TIPO 5 L463 (TEL.420)	377	463	Telaio 420
1600050543	ASSIEME SUPPORTI TIPO 5 L543 (TEL.500)	457	543	Telaio 500
1600050643	ASSIEME SUPPORTI TIPO 5 L643 (TEL.600)	557	643	Tealaio 600
1600050743	ASSIEME SUPPORTI TIPO 5 L743 (TEL.700)	657	743	Telaio 700
1600050843	ASSIEME SUPPORTI TIPO 5 L843 (TEL.800)	757	843	Telaio 800

Assieme supporti tipo 6

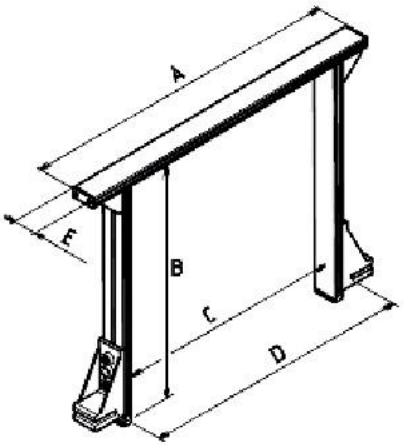

Common Features

B mm	E mm
400	45

Products List

Product ID	Description	A mm	C mm	D mm	Tipo
1600060500/400	ASSIEME SUPPORTI TIPO 6 L500-H400 (TEL.500)	500	330	380	Telaio 500
1600060600/400	ASSIEME SUPPORTI TIPO 6 L600-H400 (TEL.600)	600	430	480	Telaio 600
1600060700/400	ASSIEME SUPPORTI TIPO 6 L700-H400 (TEL.700)	700	530	580	Telaio 700
1600060800/400	ASSIEME SUPPORTI TIPO 6 L800-H400 (TEL.800)	800	630	680	Telaio 800

Assieme supporti tipo 7

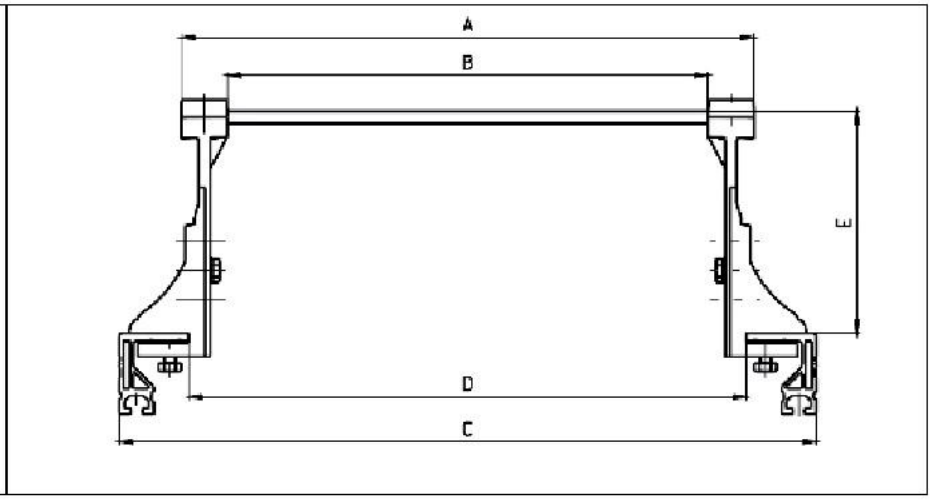

Common Features

E mm
135-275

Products List

Product ID	Description	A mm	B mm	C mm	D mm
1600070310	ASSIEME SUPPORTI TIPO 7 L310 (TEL.420)	310	230	420	300
1600070390	ASSIEME SUPPORTI TIPO 7 L390 (TEL.500)	390	310	500	380
1600070490	ASSIEME SUPPORTI TIPO 7 L490 (TEL.600)	490	410	600	480
1600070590	ASSIEME SUPPORTI TIPO 7 L590 (TEL.700)	590	510	700	580
1600070690	ASSIEME SUPPORTI TIPO 7 L690 (TEL.800)	690	610	800	680

Attacco UCP per tubolare



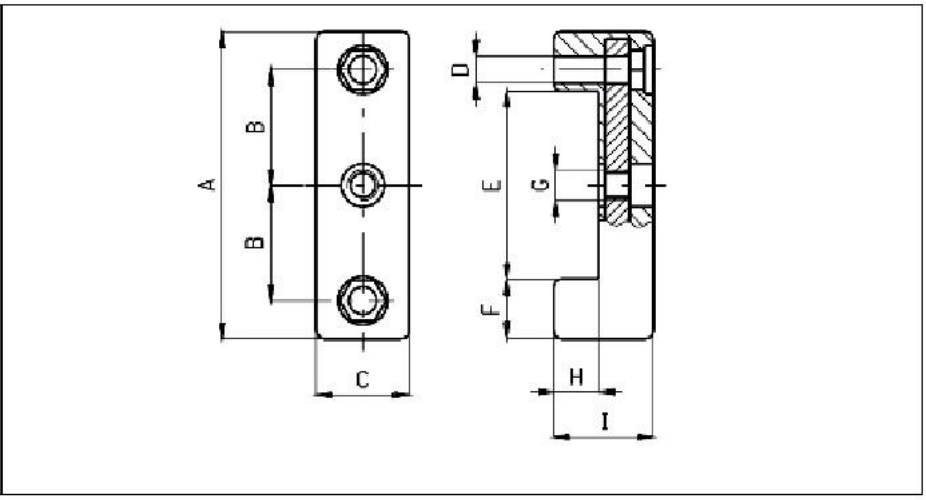

Common Features

G mm
M10

Products List

Product ID	Description	A mm	B mm	C mm	ø D mm	E mm	F mm	F °	H mm	I mm
020001023C1	ATTACCO UCP x TUBOLARE 60 mm (pack100)	99,7	37,5	29,8	8,5	60,9	19,4	-	14,9	33,3
020001024C1	ATTACCO UCP x TUBOLARE 40 mm (pack100)	78,9	27,75	30	8,4	41	-	18,95	15	33,4

Attacco UCP doppio int.40 per tubolare

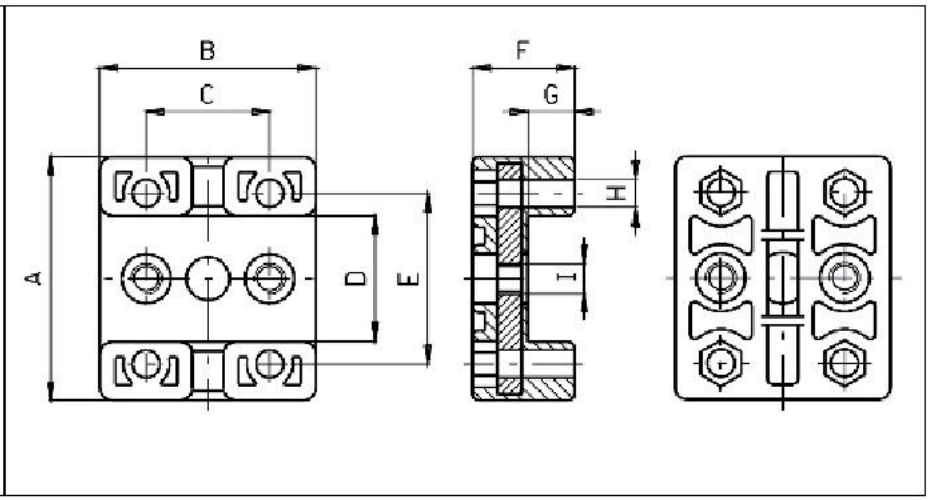

Common Features

A mm	Ø B mm	C mm	D mm	E mm	F mm	G mm	Ø H mm	I mm	Peso gr
79	70	40	41,5	55,5	33	15	8,5	M10	242

Products List

Product ID	Description
020001051	ATTACCO UCP DOPPIO I=40 x TUBOLARE 40

Perno flangiato per rullo

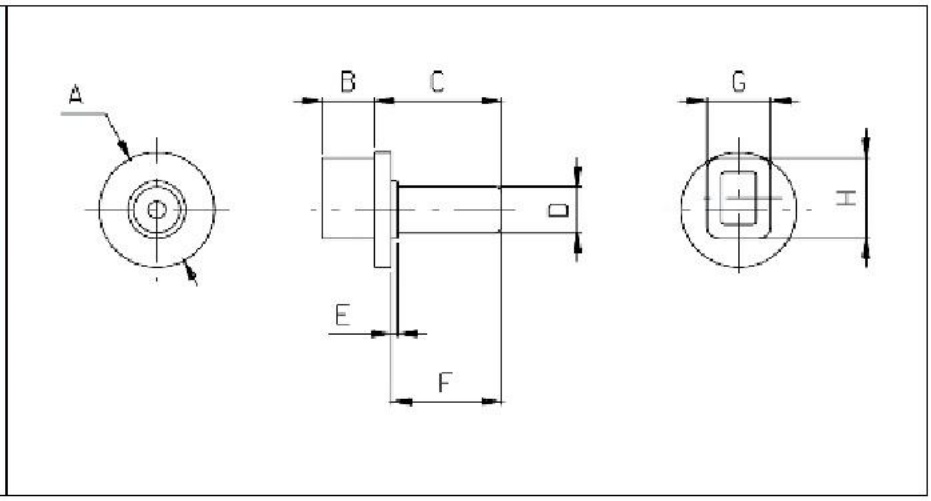

Common Features

A mm	B mm	C mm	E mm	F mm	G mm	H mm
20	9	22	1	19	11	14

Products List

Product ID	Description	D mm	Peso gr
101966	PERNO FLANGIATO D. 8 x RULLO	8	4
101966/A	PERNO FLANGIATO D. 8 x RULLO ALTA TEMPERATURA	8	4,4
101967	PERNO FLANGIATO D. 9 x RULLO	9	4
101967/A	PERNO FLANGIATO D. 9 x RULLO ALTA TEMPERATURA	9	4,7
101968	PERNO FLANGIATO D.10 x RULLO	10	4,2
101968/A	PERNO FLANGIATO D.10 x RULLO ALTA TEMPERATURA	10	5
101969	PERNO FLANGIATO D.12 x RULLO	12	4,6
101969/A	PERNO FLANGIATO D.12 x RULLO ALTA TEMPERATURA	12	5,5

Supporto 42-40-26 per rullo



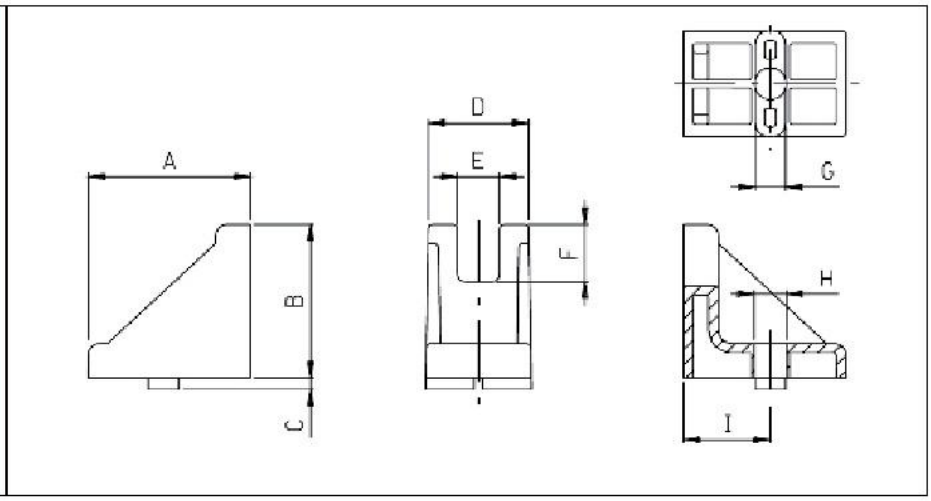

Common Features

A mm	B mm	C mm	D mm	E mm	F mm	G mm	H mm	I mm
42	40	3	26	11	15	8	8,2	22,5

Products List

Product ID	Description	Peso gr
101965	SUPPORTO 42-40-26 x RULLO	17
101965/A	SUPPORTO 42-40-26 x RULLO ALTA TEMPERATURA	22

Supporto 41-34-20 DX

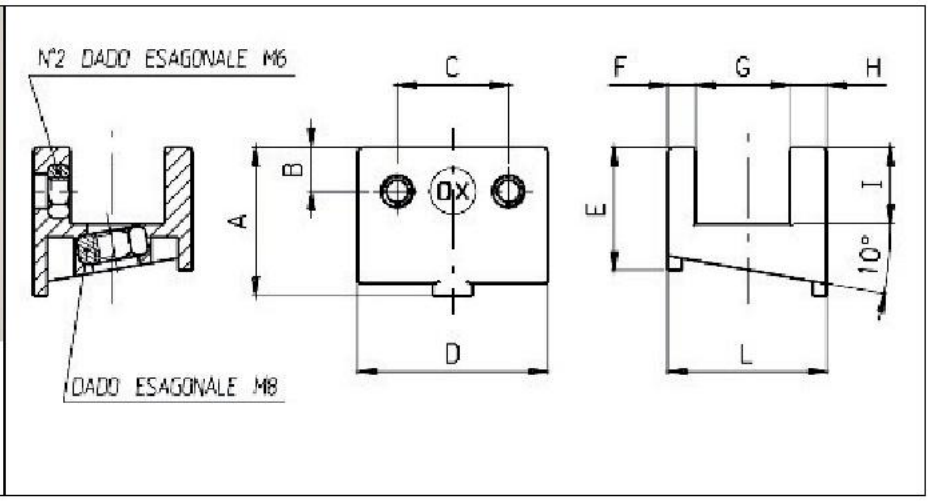

Common Features

A mm	B mm	C mm	D mm	E mm	F mm	G mm	H mm	I mm	L mm	Peso gr
32,5	9,5	24	41	26,5	6	20,5	8	16,5	34,5	28

Products List

Product ID	Description
020018001	SUPPORTO 41-34-20 DESTRO

Supporto 41-34-20 SX

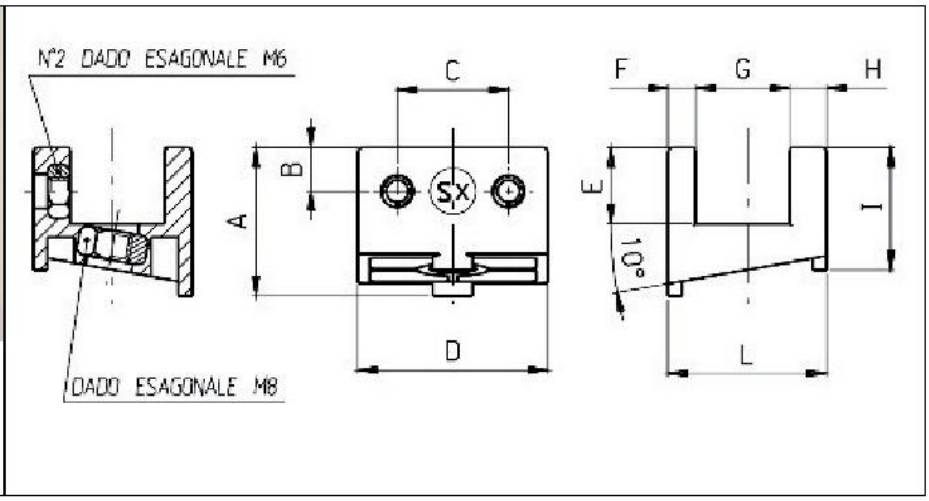

Common Features

A mm	C mm	D mm	E mm	F mm	G mm	H mm	I mm	L mm	Peso gr
32,5	24	41	16,5	6	20,5	8	26,5	34,5	28

Products List

Product ID	Description
020018002	SUPPORTO 41-34-20 SINISTRO

Supporto a canocchiale destro e sinistro

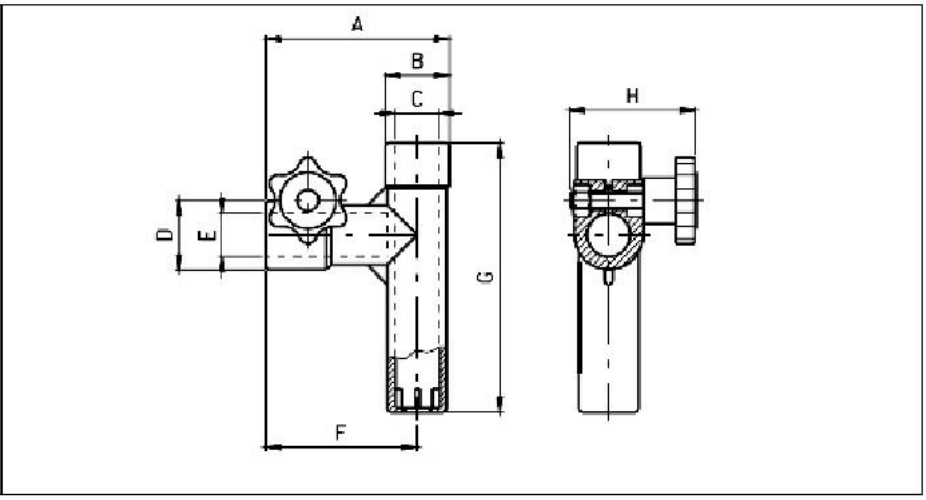

Common Features

A mm	Ø B mm	Ø C mm	D mm	ø E mm	F mm	G mm	H mm
84,9	29,5	20,4	32	19,9	70,1	125	58,5

Products List

Product ID	Description
020001006	SUPPORTO A CANNOCCHIALE DX
020001006/A	SUPPORTO A CANNOCCHIALE SX

Supporto con fissaggio alla base

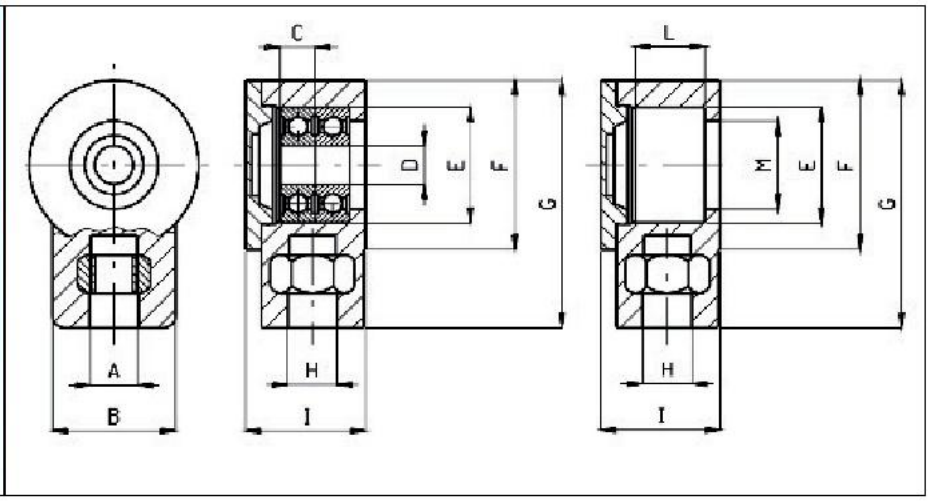

Common Features

A mm	B mm	C mm	Ø D mm	ø E mm	ø F mm	G mm	Ø H mm	I mm	L mm	Ø M mm
M12	31,8	9	10	30	44	64	12,8	31	18	23

Products List

Product ID	Description
020001004	SUPPORTO C/FISSAGGIO ALLA BASE

Supporto per prisma con galletto

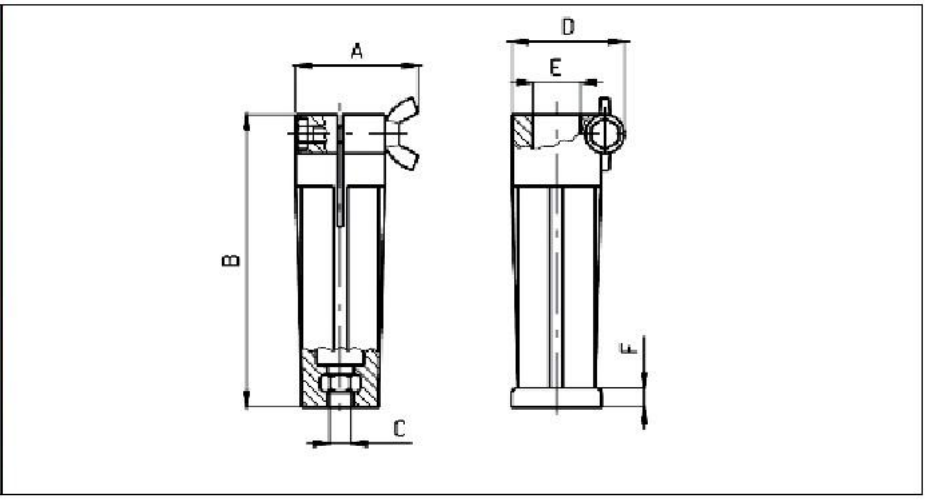

Common Features

A mm	B mm	C mm	D mm	ø E mm	F mm
45,3	108,5	M8	41,7	17,6	7,1

Products List

Product ID	Description
020001007	SUPPORTO PER PRISMA C/GALLETTO

Supporto per prisma d'acciaio



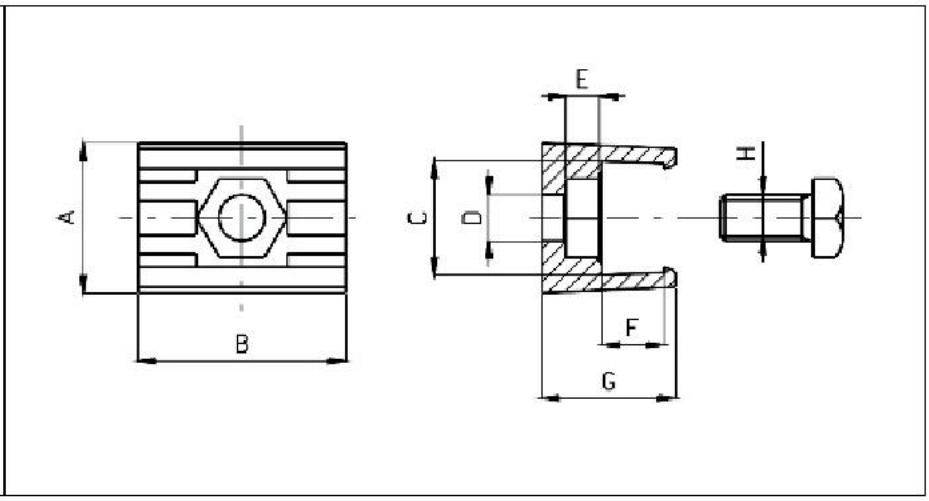

Common Features

A mm	B mm	C mm	ø D mm	E mm	F mm	G mm	H mm
32,5	44,9	23,8	10	7,2	13,4	29	M10

Products List

Product ID	Description
020001002	SUPPORTO PER PRISMA D'ACCIAIO

Supporto per prisma senza aggancio



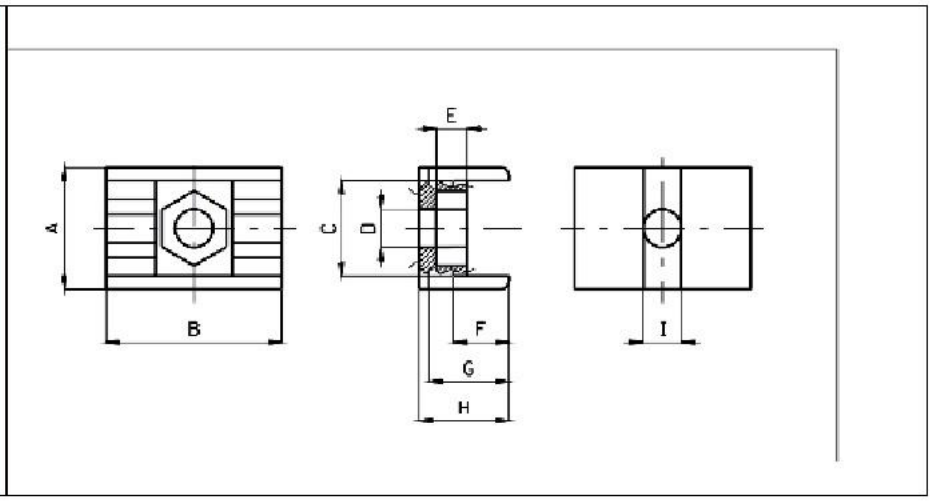

Common Features

A mm	B mm	C mm	ø D mm	E mm	F mm	G mm	H mm	I mm
32	46	25	10	8	11	21	23,5	10

Products List

Product ID	Description
020001050	SUPPORTO PER PRISMA D'ACCIAIO SENZA AGGANCIO

Supporto 70-46-90 per trafilato 10-10

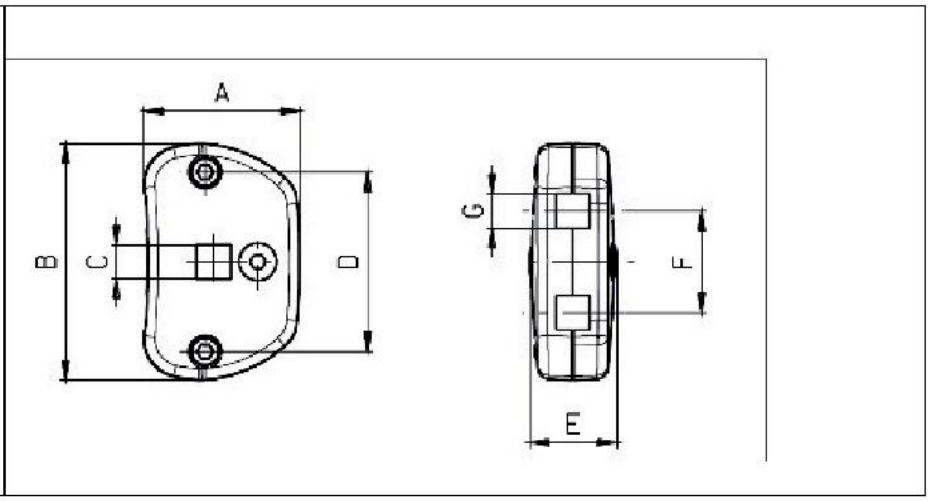

Common Features

A mm	B mm	C mm	D mm	E mm	F mm	G mm
46	70	10X10	53	25,5	30	10X10

Products List

Product ID	Description
020014001	SUPPORTO 70-46-90 TRAFILATO 10-10

Pinza attacco 10-10-150 presa guida "T"

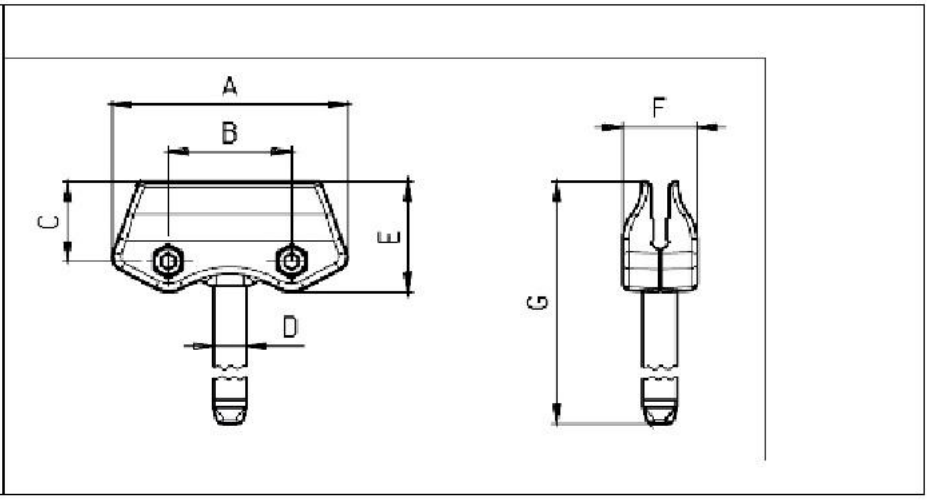

Common Features

A mm	B mm	C mm	D mm	E mm	F mm	G mm
69	36	23,5	10X10	32	21,5	178

Products List

Product ID	Description
020015001	PINZA ATTACCO 10-10-150 PRESA GUIDA "T"

Pinza attacco 10-10-150 presa tubo D.12

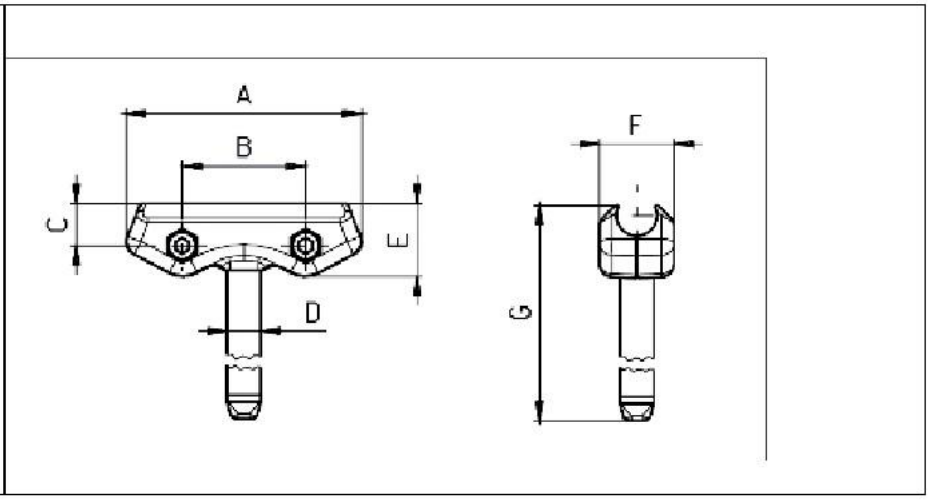

Common Features

A mm	B mm	C mm	D mm	E mm	F mm	G mm
69	36	12,5	10X10	21	21,5	168

Products List

Product ID	Description
020016001	PINZA ATTACCO 10-10-150 PRESA TUBO D.12

Pinza attacco 10-10-150 presa G.T.C.

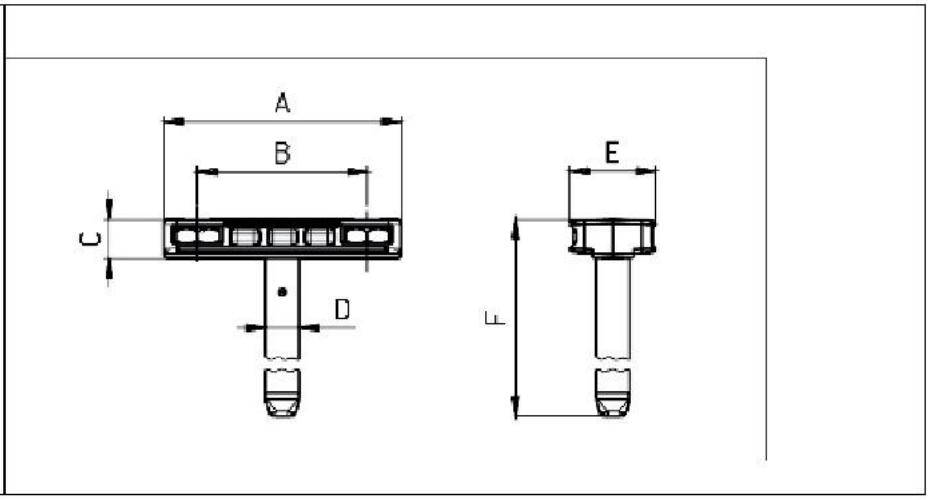

Common Features

A mm	B mm	C mm	D mm	E mm	F mm	G mm
69,5	50	11	10X10	25,7	166,5	30

Products List

Product ID	Description	F mm
020017001	PINZA ATTACCO 10-10-150 PRESA GTC	166,5

Prisma sostegno cinghia gola "B" e "C"

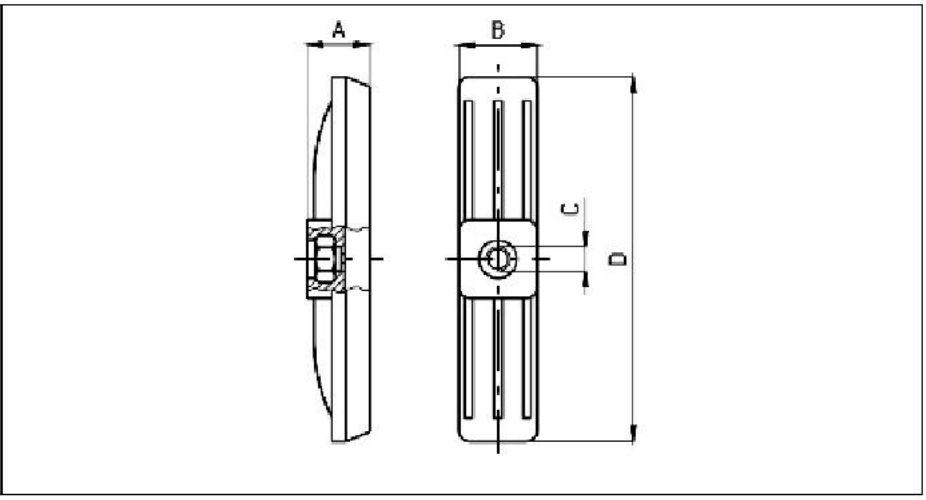

Common Features

C mm
M8

Products List

Product ID	Description	A mm	B mm	D mm
020001021	PRISMA SOSTEGNO CINGHIA GOLA "B"	20,3	25,5	118,4
020001022	PRISMA SOSTEGNO CINGHIA GOLA "C"	22,9	33,5	118,2

Staffa di fissaggio

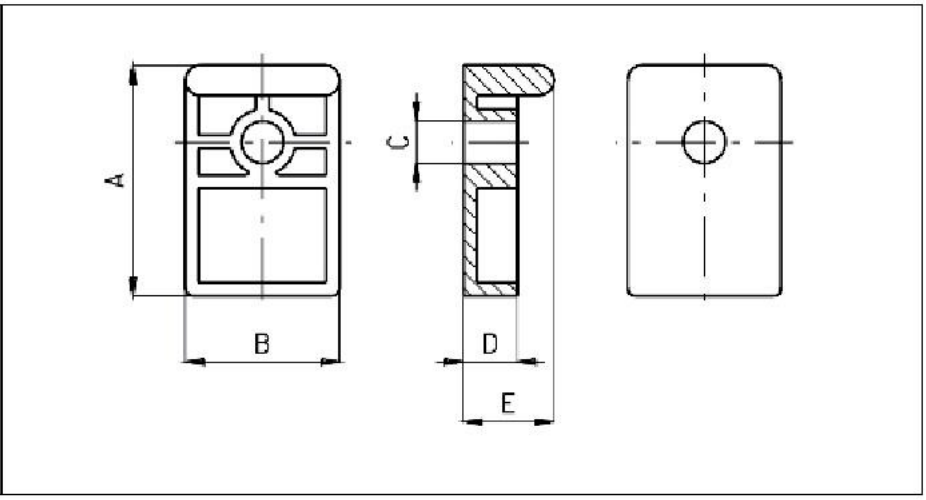

Materiale: poliammide con fibra di vetro.Staffa di bloccaggio generica mediante vite di fissaggio M10.

Common Features

A mm	B mm	Ø C mm	D mm	E mm	Peso gr
60	40	11	14	23,5	30

Products List

Product ID	Description
050010001	STAFFA DI FISSAGGIO

Supporto per galoppino con galletto

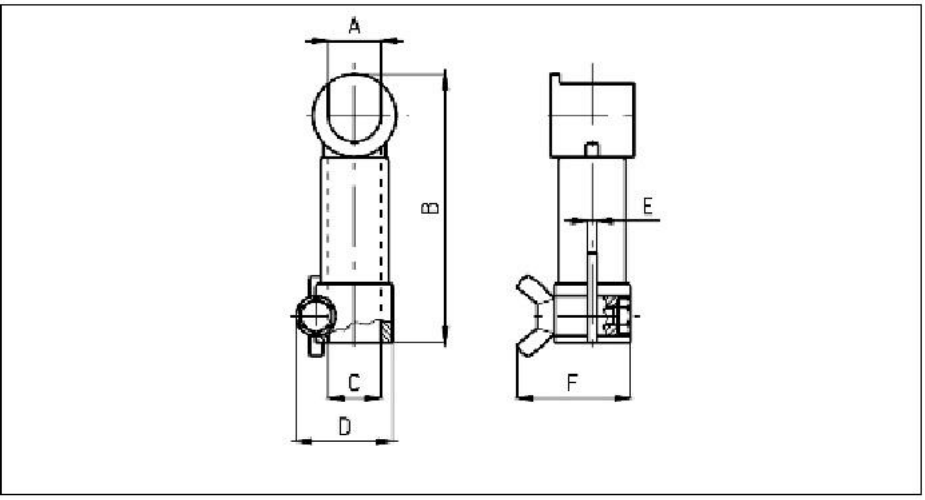

Common Features

A mm	B mm	Ø C mm	D mm	E mm	F mm
17,1	87,1	17	31,5	3,1	36,7

Products List

Product ID	Description
020001001	SUPPORTO PER GALOPPINO C/GALLETTO

Supporto girapiastrelle

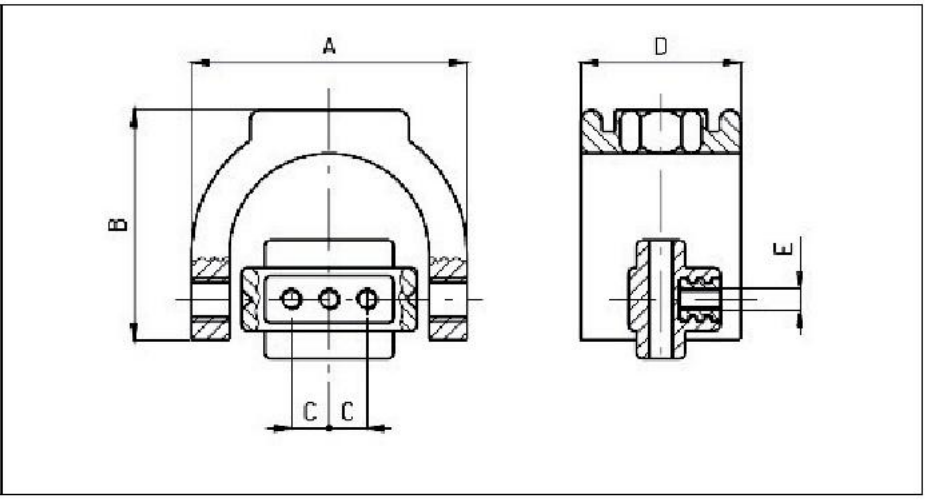

Common Features

A mm	B mm	C mm	D mm	E mm
51	42,6	7	29	M4

Products List

Product ID	Description
120005001	SUPPORTO GIRAPIASTRELLE

Supporto guide di scorrimento catena con alette bend



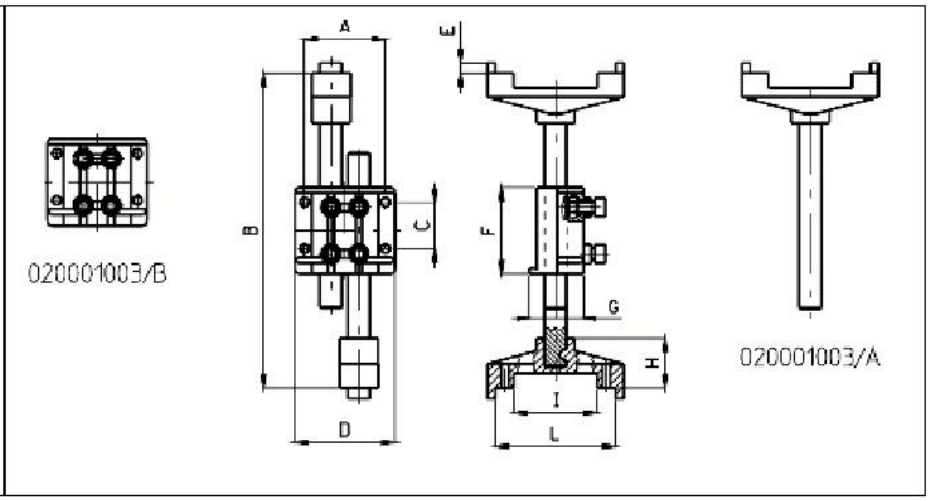

Common Features

A mm	B mm	C mm	D mm	E mm	F mm	G mm	H mm	I mm	L mm
58,2	275	33,6	72,1	7,7	62,5	39	43,5	60,2	86,6

Products List

Product ID	Description
020001003/A	SUPPORTO BRACCIA PER CURVE
020001003/B	SUPPORTO CENTRALE PER CURVE